



AGENDA

Queen Creek Town Council Regular Session

Community Chambers, 20727 E Civic Parkway

March 20, 2024 | 6:30 P.M.

(Doors open at 5:30 P.M.)

Pursuant to A.R.S. §§ 38-431.02 and 38-431.03, notice is hereby given to the members of the Town Council and the general public that, at this Regular Meeting, the Town Council may vote at any time during the Council Meeting to go into Executive Session, which will not be open to the public, for legal advice and discussion with the Town Attorney(s) for legal advice on any item listed on the following agenda, pursuant to A.R.S. § 38-431.03(A)(3).

The public can continue to watch the meeting live streamed at [QueenCreek.org/WatchMeetings](https://www.queen-creek.org/WatchMeetings) by selecting "video" next to the applicable meeting (once the meeting begins) or by visiting the Town's Ustream account at <https://video.ibm.com/councilmeeting>.

In addition to attending in-person, residents may submit public comment for this Town Council meeting by submitting their comments via email to PublicComment@QueenCreekAZ.gov. Every email, if received by the deadline of 5:00 p.m., the day of the meeting will be entered into the official record. Please include your name, address, comment and note if your comment is for call to the public. Comments without identifying name and address will not become part of the written record.

The Mayor or other presiding officer at the meeting may change the order of Agenda Items and/or take items on the Agenda in an order they determine is appropriate. Some members of the Town Council and staff may attend electronically.

- 1. Call to Order:**
- 2. Roll Call:** *(Members of the Town Council may attend electronically and/or telephonically)*
- 3. Pledge of Allegiance:**
- 4. Invocation/Moment of Silence:** Dr. Vernet Joseph, Mountain View Church
- 5. Remarks from Mayor Julia Wheatley and QCPD Police Chief Randy Brice regarding the ongoing October 28 homicide investigation.**
- 6. Ceremonial Matters (Presentations, Proclamations, Awards, Guest Introductions and Announcements):**
 - A. Recognition of Queen Creek High School Girls Track and Field Coach Shaun Hardt for National Coach of the Year Award
 - B. Recognition of Community Emergency Response Team (CERT) Program Basic Training Graduates
- 7. Committee Reports:**
 - A. Council summary reports on meetings and/or conferences attended. This may include but is not limited to Phoenix-Mesa Gateway Airport; MAG; East Valley Partnership; CAG. The Council will not propose, discuss, deliberate or take legal action on any matter in the summary unless the specific matter is properly noticed for legal action.

B. Committee and outside agency reports (only as scheduled):

1. Downtown Arts and Placemaking Sub-Advisory Committee (March 14, 2024)

8. Public Comments: *Members of the public may address the Town Council on items not on the printed agenda and during Public Hearings. Please address the Town Council by completing a Request to Speak Card and returning it to the Town Clerk (limited to three (3) minutes each), or by emailing your comment for this Town Council meeting to PublicComment@QueenCreekAZ.gov (limited to 500 words). Every email, if received by the deadline of 5:00 p.m., the day of the meeting, will be entered into the official record. Only one comment per person, per Agenda Item will be allowed. Comments without identifying name and address will not be entered into the official record. The Town Council may not discuss or take action on any issue raised during public comment until a later meeting.*

9. Consent Agenda: *Matters listed under the Consent Agenda are considered to be routine and will be enacted by one motion and one vote. Members of the Town Council and/or staff may comment on any item without removing it from the Consent Agenda or remove any item for separate discussion and consideration.*

A. Consideration and possible approval of the March 6, 2024 Regular Session minutes.

B. Consideration and possible approval of Expenditures \$25,000 and over, pursuant to Town Purchasing Policy. (FY 23/24 Budget Items)

1. AZ Code Consultants - Building Plan Review & Inspection Services: Additional contract spending authority of \$100,000. Council previously approved \$200,000 on July 19, 2023. This request will increase spending authority for a total of \$300,000. (Development Services)

2. Wildan Engineering - Code Enforcement Services: \$36,000 (Development Services)

3. Team Dynamix - Annual Support for Information Technology Help Desk Management Solutions: \$75,000 (Information Technology)

4. CompuNet - Software Support, Equipment Purchase, Repair/Support Services: Additional contract spending authority of \$65,000. Council previously approved \$100,000 spending authority on June 7, 2023. This request will increase spending authority for a total of \$165,000 (Information Technology)

5. Apple - Apple Computer and iPad Equipment Purchases: Additional cumulative contract spending authority of \$15,000. Council previously approved \$70,000 on June 7, 2023. This request will increase spending authority for a total of \$85,000. (Information Technology)

6. Harris Computer Corporation (AUS) - CIS Licenses: Additional contract spending authority of \$8,000. Council previously approved \$200,000 spending authority on June 7, 2023. This request will increase spending authority for a total of \$208,000. (Finance/Water Customer Service)

C. Consideration and possible approval of FY 23/24 budget amendments totaling \$3,378,485 in expenditure reallocations, and a corresponding decrease to the contingency funds for the same amount.

D. Consideration and possible approval of the Second Amendment to Cooperative Purchase Agreement #2021-039 with Hughes Fire Equipment, Inc. through the NPPGov Contract #PS20240 for the acquisition of five fire apparatuses in the amount not to exceed \$7,826,226.

- E. Consideration and possible approval of an amendment to our existing lease agreement with the Maricopa County Community College District for additional office/workspace on the second floor of the Communiversity Building located at 21740 S. Ellsworth Road, Queen Creek, AZ 85142, beginning April 1, 2024. The cost for base rent, security, and other incidentals shall not exceed \$180,000 annually. (Budgeted Item)
 - F. Consideration and possible approval of Resolution 1563-24, adopting revisions to the Town Council Policies and Procedures Handbook regarding the Agenda setting process.
- 10. Public Hearing Consent Agenda:** *Matters listed under the Public Hearing Consent Agenda are considered to be routine and will be enacted by one motion and one vote. Please address the Town Council by completing a Request to Speak Card and returning it to the Town Clerk (limited to three (3) minutes each), or by emailing your comment for this Town Council meeting to PublicComment@QueenCreekAZ.gov (limited to 500 words). Every email, if received by the deadline of 5:00 p.m., the day of the meeting, will be entered into the official record. Only one comment per person, per Agenda Item will be allowed. Comments without identifying name and address will not be entered into the official record.*
- A. Consideration and possible recommendation of approval on a Series 012 Restaurant Liquor License application submitted by Jeffrey Craig Miller on behalf of Over Easy located at 37584 N Gantzel Road, Queen Creek.
- 11. Public Hearings:** *If you wish to speak to the Town Council on any of the items listed as a Public Hearing, please address the Town Council by completing a Request to Speak Card and returning it to the Town Clerk (limited to three (3) minutes each), or by emailing your comment for this Town Council meeting to PublicComment@QueenCreekAZ.gov (limited to 500 words). Every email, if received by the deadline of 5:00 p.m., the day of the meeting, will be entered into the official record. Only one comment per person, per Agenda Item will be allowed. Comments without identifying name and address will not be entered into the official record.*
- A. None.
- 12. Items for Discussion:** *These items are for Town Council discussion only and no action will be taken. In general, no public comment will be taken.*
- A. Presentation on Economic and Housing Trends by Anubhav Bagley, Maricopa Association of Governments
- 13. Final Action:** *If you wish to speak to the Town Council on any of the items listed under Final Action, please address the Town Council by completing a Request to Speak Card and returning it to the Town Clerk (limited to three (3) minutes each), or by emailing your comment for this Town Council meeting to PublicComment@QueenCreekAZ.gov (limited to 500 words). Every email, if received by the deadline of 5:00 p.m., the day of the meeting, will be entered into the official record. Only one comment per person, per Agenda Item will be allowed. Comments without identifying name and address will not be entered into the official record.*
- A. None.

14. Adjournment:

I, Maria Gonzalez, do hereby certify that I caused to be posted this 11th day of March, the Agenda for the March 20, 2024 Regular and Possible Executive Session of the Queen Creek Town Council at Town Hall and on the Town's website at www.QueenCreekAZ.gov.

Maria E. Gonzalez, MMC
Town Clerk

The Town of Queen Creek encourages the participation of disabled individuals in the services, activities, and programs provided by the Town. Individuals with disabilities requiring reasonable accommodations in order to participate should contact the Town Clerk's Office at (480) 358- 3000.



TOWN OF
QUEEN CREEK
ARIZONA

TO: HONORABLE MAYOR AND TOWN COUNCIL
THROUGH: BRUCE GARDNER, TOWN MANAGER
FROM: MARIA GONZALEZ MMC, TOWN CLERK
RE: CONSIDERATION AND POSSIBLE APPROVAL OF THE MARCH 6, 2024 REGULAR SESSION MINUTES.
DATE: March 20, 2024

Suggested Action:

To approve the draft minutes as presented.

Alternatives:

Council can request revisions to be made to the draft minutes and approve with revisions or continue to a future meeting.

Attachment(s):

1. [Draft Minutes 03-06-24.pdf](#)



Minutes
Town Council Regular Session
Community Chambers, 20727 E. Civic Parkway
Wednesday, March 6, 2024
6:30 PM

1) Call to Order:

The meeting was called to order at 6:30 p.m.

2) Roll Call:

PRESENT:

Jeff Brown, Council Member
Robin Benning, Council Member
Leah Martineau, Vice Mayor
Bryan McClure, Council Member
Dawn Oliphant, Council Member
Travis Padilla, Council Member

ABSENT:

Julia Wheatley, Mayor

3) Pledge of Allegiance:

Led by Council Member Oliphant.

4) Invocation/Moment of Silence:

The invocation was provided by Kathy Parker of Bahai Faith of Queen Creek. Vice Mayor Martineau called for a moment of silence for Preston Lord.

5) Remarks from Vice Mayor Leah Martineau and QCPD Police Chief Randy Brice regarding the ongoing October 28 homicide investigation.

Vice Mayor Martineau provided brief comments on the tragic homicide of Preston Lord. She said the QCPD provides regular updates on the investigation at Council meetings, however they are actively involved in a police operation at this time and are unavailable. She said the Chief will provide an update as soon as possible and a press conference is anticipated this evening.

Vice Mayor Martineau thanked the Maricopa County Attorney's Office and the Police Department for their efforts on this case and said it remains a top priority. She said the

next For Our Town meeting will be held on Tuesday, Mar 26 at 8:30 am at the Queen Creek Library to work on a solution to combat teen violence.

6) **Ceremonial Matters (Presentations, Proclamations, Awards, Guest Introductions and Announcements):**

6.A) Proclamation: Roots n' Boots Week

Council Member Benning read the proclamation. He encouraged residents to attend the week long event and said tickets are still available for Sunday and Thursday. Council recognized the Friends of Horseshoe Park who were in attendance and photos were taken at the dias.

6.B) Proclamation: Procurement Month

Council Member McClure read the proclamation. He thanked the Queen Creek Procurement Department for their work and the cost savings efforts they have made for the Town. Staff members from the Procurement Team were recognized and photos were taken at the dias.

6.C) Proclamation: American Red Cross Month

Council Member Oliphant read the proclamation in recognition of the American Red Cross Month and commented on the compassion of people in Queen Creek in times of crisis.

6.D) Presentation of the PRCA Best Footing Award to HPEC

Council recognized the staff at Horseshoe Park and Equestrian Centre (HPEC) for receiving first place for the 2023 PRCA Justin Best Footing Award for Roots N' Boots Pro Rodeo. Friends of Horseshoe Park Director David Mansingh presented the award to the groundstaff at HPEC who were in attendance.

7) **Committee Reports:**

7.A) Council summary reports on meetings and/or conferences attended. This may include but is not limited to Phoenix-Mesa Gateway Airport; MAG; East Valley Partnership; CAG. The Council will not propose, discuss, deliberate or take legal action on any matter in the summary unless the specific matter is properly noticed for legal action.

7A - Council Committee Reports.pdf 

7.B) Committee and outside agency reports (only as scheduled):

None.

8) **Public Comments:**


None.

9) **Consent Agenda:**

- 9.A) Consideration and possible approval of the February 21, 2024 Regular Session minutes.

Department: Town Clerk's Office


Staff Report 

Draft Minutes 02-21-24.pdf 

- 9.B) Consideration and possible approval of Expenditures \$25,000 and over, pursuant to Town Purchasing Policy. (FY 23/24 Budget Items)

Department: Finance

Staff Report 

Expenditures over \$25,000.pdf 

- 9.C) Consideration and possible approval of FY23/24 budget amendments totaling \$5,370,500 in expenditure reallocations from Contingencies to accommodate advance orders of equipment due to long-lead order times, supply chain issues and to allow the Town Manager to sign all necessary contracts and agreements.

Department: Finance

Staff Report 

LONG LEAD LIST (vehicle) - STAFF REPORT 030624 (Final PEAK).pdf 

- 9.D) Consideration and possible approval of Job Order No. 13 with MR Tanner and approval to cover other expenditures related to the completion of Combs Road at Schnepf Well Frontage project (CIP Project No. A0050) in an amount not to exceed \$222,096 and a budget adjustment from CIP Contingency totaling \$222,096.

Department: Capital Improvement Projects

Staff Report 

A0050 Staff Report.pdf 


A0050 Project Site Location Exhibit.pdf 


A0050 Job Order #13.pdf 


- 9.E) Consideration and possible approval of Amendment #2 to the contract with Stanley Consultants for Hawes Road - Ocotillo Road to Rittenhouse Road Roadway Improvements (CIP Project No. A0401) increasing the contract amount by \$212,983 for a total amended contract not to exceed the amount of \$805,339, and a budget adjustment from CIP Contingency totaling \$212,983.


Department: Capital Improvement Projects

Staff Report 

A0401 Project Location Exhibit.pdf 

A0401 Stanley Consultants Contract.pdf 


A0401 Amendment 1.pdf 

A0401 Proposed Amendment 2.pdf 

- 9.F) Consideration and possible approval of a contract with Queen Creek Irrigation District for the Queen Creek Wash Trail Crismon Road to Rittenhouse Road (CIP Project No. TE100) in the amount not to exceed \$44,880. (This is a FY 2023/24 budgeted item).

Department: Capital Improvement Projects

Staff Report 


TE100 Project Location Exhibit.pdf 

TE100 QCID Reimbursement Contract.pdf 

- 9.G) Consideration and possible approval of Resolution 1570-24 creating Street Light Improvement District Number 137 (No. 2024-001 for Harvest at Queen Creek Parcel 2-1), Resolution 1571-24 creating Street Light Improvement District Number 138 (No. 2024-002 for Harvest at Queen Creek Parcel 2-2) and Resolution 1572-24 creating Street Light Improvement District Number 139 (No. 2024-003 for Harvest at Queen Creek Parcel 2-3).

Department: Development Services

Staff Report 

Aerial Map - Harvest at Queen Creek.pdf 

Resolution 1570-24 - Harvest at Queen Creek Parcel 2-1.pdf 

Attachments - Harvest at Queen Creek Parcels 2-1.pdf 

Resolution 1571-24 - Harvest at Queen Creek Parcel 2-2.pdf 

Attachments - Harvest at Queen Creek Parcel 2-2.pdf 

Resolution 1572-24 - Harvest at Queen Creek Parcel 2-3.pdf 

Attachments - Harvest at Queen Creek Parcel 2-3.pdf 

- 9.H) Consideration and approval of Resolution 1573-24 creating Street Light Improvement District Number 150, (No. 2024-004 for Empire Point Parcel 2); Resolution 1574-24 creating Street Light Improvement District Number 151, (No. 2024-005 for Empire Point Parcel 3); Resolution 1575-24 creating Street Light Improvement District Number 152, (No. 2024-006 for Empire Point Parcel 4); Resolution 1576-24 creating Street Light Improvement District Number 153, (No. 2024-007 for Empire Point Parcel 5); and Resolution 1577-24 creating Street Light Improvement District Number 154, (No. 2024-008 for Empire Point Parcel 9).

Department: Development Services


Staff Report 

Aerial Map - Empire Pointe.pdf 


Resolution 1573-24 - Empire Pointe Parcel 2.pdf 


Attachments - Empire Pointe Parcel 2.pdf 

Resolution 1574-24 - Empire Pointe Parcel 3.pdf 

Attachments - Empire Pointe Parcel 3.pdf 

Resolution 1575-24 - Empire Pointe Parcel 4.pdf 

Attachments - Empire Pointe Parcel 4.pdf 

Resolution 1576-24 - Empire Pointe Parcel 5.pdf 

Attachments - Empire Pointe Parcel 5.pdf 

Resolution 1577-24 - Empire Pointe Parcel 9.pdf 


Attachments - Empire Pointe Parcel 9.pdf 

- 9.I) Consideration and possible approval of Resolution 1578-24 creating Street Light Improvement District Number 155, (No. 2024-009 for North Creek Phase 1 Parcel 2); Resolution 1579-24 creating Street Light Improvement District Number 156, (No. 2024-010 for North Creek Phase 1 Parcel 3); Resolution 1580-24 creating Street Light Improvement District Number 157, (No. 2024-011 for North Creek Phase 1 Parcel 5); Resolution 1581-24 creating Street Light Improvement District Number 158, (No. 2024-012 for North Creek Phase 1 Parcel 6); and Resolution 1582-24 creating Street Light Improvement District Number 159, (No. 2024-013 for North Creek Phase 1 Parcel 7 & 8).


Department: Development Services

Staff Report 


Aerial Map - North Creek Phase 1.pdf 

[Resolution 1578-24 - North Creek Phase 1 Parcel 2.pdf](#) 


[Attachments - North Creek Phase 1 Parcel 2.pdf](#) 

[Resolution 1579-24 - North Creek Phase 1 Parcel 3.pdf](#) 


[Attachments - North Creek Phase 1 Parcel 3.pdf](#) 

[Resolution 1580-24 - North Creek Phase 1 Parcel 5.pdf](#) 

[Attachments - North Creek Phase 1 Parcel 5.pdf](#) 

[Resolution 1581-24 - North Creek Phase 1 Parcel 6.pdf](#) 

[Attachments - North Creek Phase 1 Parcel 6.pdf](#) 

[Resolution 1582-24 - North Creek Phase 1 Parcel 7 & 8.pdf](#) 

[Attachments - North Creek Phase 1 Parcel 7 & 8.pdf](#) 

- 9.J) Consideration and possible approval of a motion for the Town of Queen Creek to intervene, appeal and/or cross-appeal any rulings, and participate in any appeals, as deemed necessary, in County of Mohave, et al. v. Unites States Bureau of Reclamation et al., United States District Court, District of Arizona, Case No. 3:22-CV-08246-PCT-MTL, directing and authorizing the Town Manager and Town Attorney to take all actions necessary to represent the Town’s interests in relation thereto.

Department: Town Manager's Office

[Staff Report](#) 

| |
|---|
| <p>MOTION: To approve the Consent Agenda. RESULT: Approved unanimously (6-0) MOVER: Robin Benning, Council Member SECONDER: Dawn Oliphant, Council Member AYES: Jeff Brown, Council Member, Robin Benning, Council Member, Leah Martineau, Vice Mayor, Bryan McClure, Council Member, Dawn Oliphant, Council Member, Travis Padilla, Council Member ABSENT: Julia Wheatley, Mayor</p> |
|---|

10) Public Hearing Consent Agenda:

None.

11) Public Hearings:

None.

12) Items for Discussion:

- 12.A) Presentation and update by J. Brian O’Neill, Executive Director for the Phoenix-Mesa Gateway Airport

Department: Town Manager's Office

Phoenix-Mesa Gateway Airport Presentation 

Airport Executive Director Brian O’Neill thanked the Town for their support as one of the owners of the Phoenix-Mesa Gateway Airport. He discussed the airport mission and said the airport is an economic engine and job creator for the area. He focused his presentation on the commercial air service, new and completed projects and private development which is ongoing at the airport.

Council asked about Sossaman Rd, which is sometimes used as a cut through to the 202 and if there are any improvements for this roadway. Mr. O'Neill said it is a major connector and we are working with partners around the airport to minimize any bottleneck and to improve traffic flows.

- 12.B) Capital Improvement Projects Update Presentation

Department: Capital Improvement Projects

CIP COUNCIL PRESENTATION.pdf 

Capital Improvements Project (CIP) Director Dave Lipinski provided the quarterly update on active 10-year IIP Roadway Projects and said there is a lot of construction in progress to be completed this quarter. He provided updates on the Meridian Road at Queen Creek/Pima Road with a completion in August; Town Center roadway projects and pocket parks are ongoing; Ocotillo from Sossaman to Hawes (three phase project); Signal Butte: Ocotillo to Queen Creek; and the traffic signal at Germann & 196th has been turned on. Mr. Lipinski reviewed construction projects at Mansel Carter Phase 2; Frontier Family Park; Aquatic and Recreation Center; the Arizona State Land Department Infrastructure and the LG Site Development.


Council Member Brown asked about the Ocotillo: Sossaman to Hawes completion and asked if there will be any work in that area by Queen Creek Irrigation District (QCID). Mr. Lipinski said we are working extensively with QCID and believe any issues have been squared away.


13) Final Action:


- 13.A) Consideration and possible approval to direct the Finance Director to publish the Land Use Assumptions and Infrastructure Improvement Plans associated with Town’s development impact fees in accordance with Arizona Revised Statutes § 9-463.05 and to set a public hearing on those documents for May 15, 2024.

Department: Finance

Staff Report 

Proposed Calendar to Update Development Impact Fees 

Presentation: Impact Fees: Beginning the Update Process 

Draft Report: Land Use Assumptions and Infrastructure Improvement Plan (dated February 28, 2024) 

Finance Director Scott McCarty reviewed infrastructure needs and funding and discussed how the Development Impact Fee Program helps offset costs related to growth. He reviewed four areas of needed infrastructure totaling \$731M over the next ten years (Parks & Trails; Streets; Police; Fire/Medical). Mr. McCarty said the process to update the impact fees will take nine months and emphasized that existing residents and businesses do not pay impact fees and said Queen Creek does not have a secondary property tax for infrastructure.

Mr. McCarty outlined the steps for updating the impact fees and said State law has many requirements regarding the process. Staff and the consultants determine land use assumptions, determine the infrastructure plans and calculate maximum allowable fees. He said the Council's role in the process will be to determine the allocation of the 2% dedicated construction sales tax and to set the impact fee amounts which will take place several months from now.

Mr. McCarty provided detailed information on Land Use Assumptions (LUA) and what needs to be built in terms of infrastructure. He discussed the expected growth projections and population estimates over the next ten years but noted that this does not include any State Land projections associated with LG. Mr. McCarty explained how costs are allocated by fee type for those projects that are eligible for impact fees. He reviewed the background on the dedicated 2% construction sales tax which we have been using to pay for new roads in Queen Creek. He discussed the possibility of expanding it for other uses such as police and fire and how it could effect the impact fee calculation and the timing. Mr. McCarty concluded with the next steps needed in the process and the proposed calendar for the fee update.

MOTION: To direct the Finance Director to publish the Land Use Assumptions and Infrastructure Improvement Plans associated with Town's development impact fees in accordance with Arizona Revised Statutes § 9-463.05 and to set a public hearing on those documents for May 15, 2024.

RESULT: Approved unanimously (6-0)

MOVER: Dawn Oliphant, Council Member

SECONDER: Robin Benning, Council Member

AYES: Jeff Brown, Council Member, Robin Benning, Council Member, Leah Martineau, Vice Mayor, Bryan McClure, Council Member, Dawn Oliphant, Council Member, Travis Padilla, Council Member

ABSENT: Julia Wheatley, Mayor

14) Adjournment:

The Council reconvened into Executive Session at 8:00 p.m. The Regular Session reconvened and adjourned at 8:22 p.m.

TOWN OF QUEEN CREEK

Julia Wheatley, Mayor

ATTEST:

Maria E. Gonzalez, Town Clerk

I, Maria E. Gonzalez, do hereby certify that to the best of my knowledge and belief, the foregoing Minutes are a true and correct copy of the Town Council Regular Session Minutes of the March 6, 2024 Town Council Regular Session of the Queen Creek Town Council. I further certify that the meeting was duly called and that a quorum was present.

Passed and approved on: _____



TOWN OF
QUEEN CREEK
 ARIZONA

TO: HONORABLE MAYOR AND TOWN COUNCIL
THROUGH: BRUCE GARDNER, TOWN MANAGER
FROM: MELISSA BAUER, PROCUREMENT MANAGER
RE: CONSIDERATION AND POSSIBLE APPROVAL OF EXPENDITURES \$25,000 AND OVER, PURSUANT TO TOWN PURCHASING POLICY. (FY 23/24 BUDGET ITEMS)
DATE: March 20, 2024

Suggested Action:

To approve the Expenditures \$25,000 and over, pursuant to Town Purchasing Policy.

Discussion:

The following items being requested are:

1. AZ Code Consultants - Building Plan Review & Inspection Services: Additional contract spending authority of \$100,000. Council previously approved \$200,000 on July 19, 2023. This request will increase spending authority for a total of \$300,000. (Development Services)
2. Wildan Engineering - Code Enforcement Services: \$36,000 (Development Services)
3. Team Dynamix - Annual Support for Information Technology Help Desk Management Solutions: \$75,000 (Information Technology)
4. CompuNet - Software Support, Equipment Purchase, Repair/Support Services: Additional contract spending authority of \$65,000. Council previously approved \$100,000 spending authority on June 7, 2023. This request will increase spending authority for a total of \$165,000 (Information Technology)
5. Apple - Apple Computer and iPad Equipment Purchases: Additional cumulative contract spending authority of \$15,000. Council previously approved \$70,000 on June 7, 2023. This request will increase spending authority for a total of \$85,000. (Information Technology)
6. Harris Computer Corporation (AUS) - CIS Licenses: Additional contract spending authority of \$8,000. Council previously approved \$200,000 spending authority on June 7, 2023. This request will increase spending authority for a total of \$208,000. (Finance/Water Customer Service)

Fiscal Impact:

The fiscal impact of the requested spending authority for the above expenditure is \$299,000. Funds have been identified within the line item budget as approved in the FY23/24 budget or subsequently approved by Council.

Attachment(s):

1. [Expenditures over \\$25k 032024.pdf](#)

**Attachment: Expenditures \$25,000 and Over
Budgeted in Fiscal Year 23/24
March 20, 2024**

| Item # | Vendor(s) | Description | Purpose | Requesting Dept(s) | Fiscal Impact \$ | Procurement Method | Alternative |
|--------|-----------------------------------|---|--|---------------------------------|------------------|---|--|
| 1 | AZ Code Consultants | Building Plan Review & Inspection Services | Additional contract spending authority of \$100,000. Council previously approved \$200,000 on July 19, 2023. This request will increase spending authority for a total of \$300,000. Additional funds are needed for the stateland project plan reviews. | Development Services | \$100,000 | Town Contract #2023-075 | Council could choose not to approve the building safety plan review and building inspection services expenditure at this time; however, doing so would create extensive delays in ongoing and future construction projects within the Town and delay major industrial projects on the state land. |
| 2 | Willdan Engineering | Code Enforcement Services | Contract spending authority for Code Enforcement Services for weekend Services | Development Services | \$36,000 | Town Contract #2023-085 | Council could choose not to approve the code enforcement services expenditure at this time; however, doing so would leave the weekend Code Enforcement hours vacant. |
| 3 | Team Dynamix | Annual Support for Information Technology Help Desk Management Solution | Annual support fees for the Information Technology work order platform including help desk ticketing, project management, and asset inventory tracking/maintenance. (FY24 Budgeted Item) | Information Technology | \$75,000 | Town Contract #2023-034 | Council could choose not to approve the 5-year renewal support contract agreement. This action would prohibit the support for a system designed to provide help desk service/project management tracking, and asset inventory. |
| 4 | CompuNet | Software Support, Equipment Purchase, Repair/Support Services | Additional contract spending authority of \$65,000. Council previously approved \$100,000 spending authority on June 7, 2023. This request will increase spending authority for a total of \$165,000 (FY24 Budgeted item) | Information Technology | \$65,000 | National Cooperative Contract NCPA #01-107 | Council could choose not to approve this request. Staff could seek out other vendors. However, pricing through this vendor are through a national cooperative contract allowing for cost savings to the Town. |
| 5 | Apple | Apple Computer and iPad Equipment Purchases | Additional cumulative contract spending authority of \$15,000 for as-needed Apple computer and iPad equipment purchases. Council previously approved \$70,000 spending authority on June 7, 2023. This request will increase spending authority for a total of \$85,000. (FY 24 budgeted item) | Information Technology | \$15,000 | State Contract # ADSPO16-098839; Mohave Cooperative #21K-APPLE-0305 | Town Procurement Policies for purchases over 25K is to either utilize an existing Regional/National Cooperative or the Town would have to initiate our own Request for Proposal and bid process. Council could choose not to approve this expenditure authority. This action will require staff to come back to Council at a later date for additional expenditure authority once spending exceeds the \$25,000 threshold. |
| 6 | Harris Computer Corporation (AUS) | CIS Licenses | Additional contract spending authority of \$8,000 for additional CIS licenses for the utility billing system. Council previously approved \$200,000 spending authority on June 7, 2023. This request will increase spending authority for a total of \$208,000. (FY24 Budgeted item) | Finance/ Water Customer Service | \$8,000 | Town Contract #2017-090 | There is no alternative for this item. |



TOWN OF
QUEEN CREEK
ARIZONA

TO: HONORABLE MAYOR AND TOWN COUNCIL
THROUGH: BRUCE GARDNER, TOWN MANAGER
FROM: SCOTT MCCARTY, FINANCE DIRECTOR
RE: CONSIDERATION AND POSSIBLE APPROVAL OF FY 23-24 BUDGET AMENDMENTS TOTALING \$3,378,485 IN EXPENDITURE REALLOCATIONS, AND A CORRESPONDING DECREASE TO THE CONTINGENCY FUNDS FOR THE SAME AMOUNT.

DATE: March 20, 2024

Suggested Action:

Consideration and possible approval of FY 23-24 budget amendments totaling \$3,378,485 in expenditure reallocations, and a corresponding decrease to the contingency funds for the same amount.

Relevant Council Goal(s):

Effective Government: KRA Financial Stability

Discussion:

Please see attached staff report.

Fiscal Impact:

Please see attached staff report.

Alternatives:

Please see attached staff report.

Attachment(s):

1. [Staff Report](#)
2. [Attachment A - Proposed Expenditure Budget Adjustments](#)




Requesting Department
Finance

TO: HONORABLE MAYOR AND TOWN COUNCIL
FROM: SCOTT MCCARTY, FINANCE DIRECTOR
THROUGH: BRUCE GARDNER, TOWN MANAGER
RE: Consideration and possible approval of FY 23-24 budget amendments totaling \$3,378,485 in expenditure reallocations, and a corresponding decrease to the contingency funds for the same amount.
DATE: March 20, 2024

Proposed Motion:

Consideration and possible approval of FY 23-24 budget amendments totaling \$3,378,485 in expenditure reallocations, and a corresponding decrease to the contingency funds for the same amount.

Relevant Council Goal(s):

 Effective Government: KRA Financial Stability

Discussion:

Receiving Town Council approval of budget amendments on a regular basis is a best practice to address budget-to-actual variances throughout the year, rather than only at year-end. The proposed adjustments help to establish a correct current-year budget so that our analysis and comparison of budgets year-to-year are more accurate. Also, as we have been reviewing and preparing departments' budget requests for the upcoming FY 24-25 budget, staff has identified certain items that need to be acquired or implemented now rather than waiting until the next fiscal year.

The Town's Financial Policies require Town Council approval of budget amendments in the following circumstances:

1. Appropriation transfers between Town funds;
2. Budget adjustments to increase Town estimated revenues;
3. Appropriation transfers greater than \$50,000 between capital project accounts;
4. Appropriation transfers from contingency accounts; and
5. Requests to add new full-time equivalent (FTE) positions.

The proposed amendments do not include any budget adjustments that have already been approved by the Town Council as part of another action, such as the award of a contract. Also, adjustments to expense budgets **do not increase or decrease the total**

adopted budget; rather, these changes reallocate expenditure authority between line items and from contingency accounts in order to reduce year-end reporting variances.

The proposed budget adjustments are shown in the schedule on Attachment A with notes below the schedule to explain each requested adjustment. Following is a summary of the proposed adjustments:

| Expenditure Changes | Current Budget | Increase | Decrease | Net Change | Revised Budget |
|------------------------------|-----------------------|------------------|--------------------|-------------------|-----------------------|
| Operating Budget | 107,060,468 | 2,318,005 | (93,948) | 2,224,057 | 109,284,525 |
| CIP Administration | 3,112,128 | 237,320 | - | 237,320 | 3,349,448 |
| CIP Project Fund | 147,074,256 | 776,313 | - | 776,313 | 147,850,569 |
| Improvement District Fund | 1,781,671 | 46,847 | - | 46,847 | 1,828,518 |
| Operating Budget Contingency | 1,118,615 | - | (1,178,224) | (1,178,224) | 10,391 |
| Grants & Other Contingency | 12,115,053 | - | (1,330,000) | (1,330,000) | 10,785,053 |
| CIP Contingency | 67,538,660 | - | (776,313) | (776,313) | 66,762,347 |
| Total | 339,870,851 | 3,378,485 | (3,378,485) | - | 339,870,851 |

Fiscal Impact

The proposed budget amendments reallocate \$3,378,485 of expenditure authority from existing budgets of various departments and divisions including the same dollar amount of expenditure authority from contingency funds as explained in the Notes on Attachment A. The proposed amendments do not increase or decrease the total adopted budget; rather, these changes reallocate expenditure authority from contingency to accommodate additional expenditure needs and to allow purchase orders to be issued this fiscal year.

Note about adjustments to Personnel Costs: The proposed adjustments represent a full year of salary and benefit costs for the position changes; however, the actual expense amounts in FY 23-24 will be less than the full budget adjustment requested because of the time it takes to recruit and hire employees. The Town’s practice is to budget a full year of costs so that year-over-year analysis and reporting are not skewed by partial-year funding or mid-year changes in FTE’s.

Alternative

The Town Council could choose to not approve some or all of these budget adjustments. However, this would result in budget and financial reporting variances at the end of the fiscal year. It would also delay or eliminate the ability for certain departments to hire critical staff to maintain current service levels.

Attachments

Attachment A – Proposed Expenditure Budget Adjustments

ATTACHMENT A
PROPOSED EXPENDITURE BUDGET ADJUSTMENTS
03/20/2024

| NOTE | DESCRIPTION | FUND | INCREASE BUDGET | DECREASE BUDGET |
|-----------------------------------|--|---------------------------|--------------------|--------------------|
| a | Salaries & Fringes - Finance | General Fund | | 93,948 |
| | Salaries & Fringes - CIP Finance | CIP Fund | 237,320 | |
| b | Salaries & Fringes - Recreation | General Fund | 122,615 | |
| c | Salaries & Fringes - Development Services | General Fund | 110,299 | |
| d | Salaries & Fringes - Information Technology | General Fund | 146,915 | |
| e | Salaries & Fringes - Human Resources | General Fund | 113,808 | |
| f | Salaries & Fringes - Public Works Administration | General Fund | 225,456 | |
| g | Salaries & Fringes - Public Works Traffic Division | General Fund | 138,837 | |
| h | Salaries & Fringes - Public Works Traffic Division | General Fund | 117,575 | |
| i | Facilities Division - Additional Custodial Hours | General Fund | 12,500 | |
| j | Improvement District Principal Prepayments | Improvement District Fund | 46,847 | |
| | Operating Budget Contingency | | | 1,178,224 |
| k | Fire Department - Operations Overtime | EMS/Public Safety Fund | 500,000 | |
| | Fire Department-ETS Overtime | EMS/Public Safety Fund | 580,000 | |
| l | Police Department - Radios | EMS/ Public Safety Fund | 250,000 | |
| | Grants & Other Contingency | | | 1,330,000 |
| m | CIP Project- A1505 Meridian Rd: Combs to QC Wash | CIP Project Fund | 776,313 | |
| | CIP Contingency | | | 776,313 |
| Total Budget Reallocations | | | 3,378,485 | 3,378,485 |

Notes:

- a. This adjustment moves a part-time budget analyst position from the Budget Department to the CIP Finance Division to create a new Deputy Director-CIP Finance position. When the CIP Administration Department was created in FY 21-22, the department was staffed by a small team. Since then, the needs of the CIP financial functions have grown, along with the needs of the Town. The growth of the Town challenges the CIP Administration Department with the number of projects and organizational upkeep that is required to successfully monitor the spending of CIP projects. Staff has determined that a manager-level position specifically designated for the CIP Finance function is needed to effectively manage the CIP projects' finances. By restructuring the CIP Finance function, the Town is able to prioritize and keep up with the demand of tracking CIP projects throughout the duration of the entire project, including tracking of funding sources, impact fees, third-party reimbursements, and bond proceeds. Repurposing a part-time position from the Finance Budget Division provides a portion of the funding needed for this new position.

- b. This adjustment adds one new employee to the Community Services Department to serve as the Town's dedicated Youth Commission Coordinator. This position ensures that the concerns, aspirations, and voices of teenagers are not only heard but actively integrated into local decision-making processes. This role is essential for designing and implementing targeted programs that empower teens, promote their civic engagement, and foster leadership skills. By serving as a liaison to the Town's youth groups, this position plays a pivotal role in ensuring that the town's initiatives resonate with and

positively impact the teenage population. In doing so, this position contributes to creating a more inclusive and vibrant community that values and prioritizes the unique perspectives and needs of its teenage residents. This position was originally planned for FY 24-25 but is being advanced now to allow the Youth Commission function to begin right away.

- c. This adjustment adds an Engineering Inspector to the Development Services Department. The Engineering Inspection Team currently has three (3) FTE inspectors who are in the field every day performing quality assurance inspections. This role helps review all the required construction documents; provides trouble shooting and problem solving for field inspectors; and supports the Traffic, Building Safety, and CIP Teams. As of December 2023, these inspectors are currently managing 96 separate projects that are either under active construction or in the one-year warranty phase. In addition, the anticipated future workload is anticipated to increase significantly due to the build out of the LGES facilities in the State Lands area. This new position was originally planned for FY 24-25 but is being advanced now to get a head start on recruitment as the LGES projects will require a full-time Inspector through the duration of the facilities' construction.
- d. This adjustment adds a position to the Information Technology Department to help support the opening of Frontier Family Park and the Recreation/Aquatic Center. This position will manage all current and new software and systems used by the Recreation Division in day-to-day operations. These IT needs were being shared among Recreation and IT staff; however, with recent turnover and the new facilities opening in calendar year 2024, staff has determined that a full-time dedicated position will ensure Recreation staff has the systems and data needed to effectively manage their programs. This position will also ensure the public has effective access to the Town's electronic registration systems for Recreation programs. This position was originally planned for FY 24-25 but is being advanced now to get a head start on recruitment given the approaching opening date for the new facilities.
- e. This adjustment adds a Human Resources Specialist to the HR Department to aid in the efforts of hiring new public safety staff in FY 24-25 - due to the anticipated growth of the Police Department. This position will help manage the daily functions of recruitment, onboarding, and processing of employee status changes. This position was originally planned for FY 24-25 but is being advanced now to allow the HR Department to proactively recruit for the position, get an individual onboarded, trained, and be ready to support the Police Department's hiring needs for FY 24-25.
- f. This adjustment adds a Deputy Director to the Public Works Department. This position will supervise the operations of several key divisions including Transportation Planning, Traffic Services, Pavement Preservation, and Street Maintenance. This position will help contribute to policy development and, oversee staff and budgets to ensure alignment with Townwide objectives. This position was originally planned for FY 24-25 but is being advanced now in response to the request from the Town Council at its recent Strategic Planning Session aimed at enhancing our Town's traffic flow and safety measures and relieving the Public Works Director of some of his current workload.

- g. This adjustment adds a Traffic Signal and Lighting Lead to the Public Works Department. The hiring of a Traffic Signal & Lighting Lead is essential to address the increasing demand for traffic signal management, as more than 10 new traffic signals are projected to be added each year for the next several years. This position will be tasked with creating detailed work orders, managing emergency maintenance responses, coordinating with contractors to fulfill maintenance contracts, documenting all maintenance activities, and generating reports on the condition of equipment and staff performances. This position was originally planned for FY 24-25 but is being advanced now in response to the request from the Town Council at its recent Strategic Planning Session aimed at enhancing our Town's traffic flow and safety measures.
- h. This adjustment adds a Traffic Signal and Lighting Specialist to the Public Works Department. This position will join the signal maintenance team and will assist on carrying out hands-on signal maintenance, troubleshooting and repairing items, signal light inspections, lighting maintenance, and contracting lighting work orders. This new position is being added in response to the request from the Town Council at its recent Strategic Planning Session aimed at enhancing our Town's traffic flow and safety measures.
- i. This adjustment will add an additional 40 hours per week in the afternoons/evenings to accommodate an additional weekly custodial shift in the Facilities Division of the Public Works Department. Due to continued heavy use of Town parks, maintaining a quality level of service, improving restroom cleanliness, and stocking consumable supplies in the parks has become a pressing issue. Because the current custodial shift only attends to the parks in the morning, residents who use the facilities in the afternoon and evening have complained about the conditions of the restrooms and other areas of the parks. Adding a second custodial shift will help maintain the parks' conditions throughout the day and improve the overall experience for the residents who use the Town's facilities later in the day. This additional shift was originally planned to be included in the FY 24-25 budget but is being advanced now in anticipation of the opening of Frontier Family Park in Spring 2024.
- j. The Town's Improvement District allows property owners to prepay their full assessment amount at any time. When that happens, we are required to remit the extra amount to the bondholders. We received one prepayment this fiscal year. This budget adjustment accommodates the extra payment to the bondholders.
- k. The Fire and Medical Department has experienced a significant increase in overtime cost this fiscal year. Reasons for the increase include the following:
- The volume of calls in conjunction with QCPD, where fire fighters are called out on certain calls for service with the Police Department, has been higher than expected.
 - The department had to place our first Emergency Transportation Service (ETS) medic unit in service using sworn fire staff before the ETS Division went live due to AMR removing units from the area. This required 48 hours of staffed positions daily until the ETS could be fully staffed and operational.

- Four staff members left the organization unexpectedly, and other staff have been out on leave for personnel issues, creating vacancies and staffing shortages that required overtime to fully staff the Fire & Medical crews to maintain proper levels of services for our residents and businesses.
- The department currently has a higher number of employees than expected who are on long-term leave due to industrial injuries, which requires back-filling of these positions with overtime.

The Fire & Medical Department has implemented some new measures to combat these rising costs while still maintaining adequate staffing to meet the Town's needs, as follows:

- We no longer use overtime to fill vacancies when our employees attend paramedic school when they are scheduled to work. This time frame can be for up to eight hours, meaning the fire truck they are assigned to will operate for eight hours with three people instead of four until they return from school. We have previously filled these school vacancies to maintain four-person staffing.
 - The most recent Fire Academy coming to an end has reduced overtime spending as we do not need to cover vacancies created by our personnel operating as Recruit Training Officers at the Academy.
- l. At this time last fiscal year, the Town Council approved the advance purchase of vehicles for FY 23-24 due to continued long-lead challenges for ordering vehicles. This budget authorization was carried forward into FY 23-24 but mistakenly left out funding for radios for the Police Department vehicles. This adjustment restores funding for radios that will be installed in the Police vehicles that are expected to be delivered in FY 23-24.
- m. The FY 2023/24 budget was adopted using a new approach to budgeting for CIP projects. In the adopted budget, only five major "priority projects" were fully funded for the fiscal year. Budget authority for projects that were not "priority projects" but were already underway was included in the adopted budget only to the extent of actual approved contracts and purchase orders outstanding at the end of the fiscal year. All non-priority unencumbered project budget balances were "swept" and not included in the adopted budget. The intent of this new approach was to eventually come back to the Town Council to request restoration of these project budgets as new contracts and purchase orders were needed to keep the projects moving forward.

Project A1505 Meridian Road-Combs Rd to QC Wash was not a priority project and therefore only open purchase orders were carried forward to the FY 23/24 project budget. As the project continues, staff has identified a need to adjust the project's budget for two reasons. First, staff found an error from the prior fiscal year that mistakenly reduced the carry-forward amount by \$356,400. Second, under the new approach to CIP budgeting, the project budget requires an adjustment of \$419,913 to accommodate expenses already incurred and contracts still anticipated to be issued to keep the project moving forward under Delegation Resolution 1381-21 approved by the Town Council in FY 21/22.



TOWN OF
QUEEN CREEK
 ARIZONA

TO: HONORABLE MAYOR AND TOWN COUNCIL

THROUGH: BRUCE GARDNER, TOWN MANAGER

FROM: VANCE GRAY, FIRE CHIEF, ANDREW MARLAR , DEPUTY FIRE CHIEF

RE: CONSIDERATION AND POSSIBLE APPROVAL OF THE SECOND AMENDMENT TO COOPERATIVE PURCHASE AGREEMENT #2021-039 WITH HUGHES FIRE EQUIPMENT, INC. THROUGH THE NPPGOV CONTRACT #PS20240 FOR THE ACQUISITION OF FIVE FIRE APPARATUSES IN THE AMOUNT NOT TO EXCEED \$7,826,226.

DATE: March 20, 2024

Suggested Action:

To approve the Second Amendment to Cooperative Purchase Agreement #2021-039 with Hughes Fire Equipment, Inc. through the NPPGov Contract #PS20240 for acquiring five fire apparatuses for an amount not to exceed \$7,826,226, and a budget adjustment in the amount of \$7,826,226.

Relevant Council Goal(s):

KRA 9: Public Safety (Fire, Emergency Services, and Police/Sheriff)

Discussion:

As the Queen Creek Fire and Medical continues to plan for future needs and expansion one of the many considerations is addressing the acquisition of new and replacement fire trucks, or fire apparatuses, in order to maintain service levels. The purchase and acquisition of these apparatuses used to be fairly straightforward in terms of the timeline needed for the completion of these pieces of equipment; this has all changed with the introduction of supply chain delays. In the past, a fire truck could be ordered and delivered by the manufacturer in about one year. In recent months this timeline has fluctuated between three and four years with four years being the current timeline. This four year time frame has been the “norm” for about six to eight months with no anticipation of this changing any time soon. These long-lead time issues are not isolated to one manufacturer and the supply chain problems and delays exist industry-wide with all fire truck manufacturers.

With this in mind, Queen Creek must plan ahead for long lead times as part of our ongoing Capital Improvement Plan, replacement schedules of fire apparatus, and service level considerations. To that end, there will be a total of five fire apparatuses brought forward as part of this request along with an explanation to further define what the specific fire apparatuses are for.

There are two new fire stations included in the upcoming Capital Improvement Plan. These fire stations will serve in areas of Queen Creek where growth is continuing, increasing call volume, and having a negative impact on response times. Fire Station #6, located at Riggs and Crismon, is planned for Fiscal Year 2028 and will require one fire pumper truck. Fire Station #7, to be located in the northeast part of Queen Creek near the newly annexed Arizona State Lands, is planned for Fiscal Year

2030. Due to the heavy emphasis on commercial and industrial based businesses in this area, two fire apparatuses are needed: a ladder truck and ladder tender unit. For Queen Creek, ladder trucks are the largest pieces of equipment and ladder tenders are much like a fire pumper truck, which are placed at fire stations as a “complimentary unit” to the ladder truck. The benefit of having a ladder tender truck at the same fire station is that the ladder tender can respond to certain types of calls and save the wear and tear on the larger ladder truck. The other benefit is that one four-person fire crew is able to provide staffing for both the ladder truck and ladder tender if only one of the two apparatuses responds to any particular incident. The fire crew simply decides which fire apparatus would be most appropriate given the type of emergency.

The fourth fire apparatus would be the addition of a unit capable of responding to hazardous material related incidents, based on the type of manufacturing being performed in the northeast part of Queen Creek. It is very common for municipalities to add these types of fire apparatus when large-scale manufacturing is present. Hazardous material units are very similar to a fire pumper truck but carry more specialized equipment. No additional staffing is required with the addition of this fire apparatus. The timing of this fire unit being utilized operationally would be during Fiscal Year 2028.

Lastly, there is one fire pumper truck that will need to be replaced in Fiscal Year 2029 in keeping with the apparatus replacement schedule that Queen Creek follows. Engine 414, the fire pumper assigned to Fire Station #4, is a 2019 model year, and is scheduled for replacement during Fiscal Year 2029 based on national standards. This does not mean that the current Engine 414 is no longer an asset for Queen Creek, it simply means that this fire truck moves from front-line service to reserve status. Reserve units are utilized, and placed into temporary front line use, when repairs are needed to the regular front line units. National standards state that fire pumper trucks have a 10-year front line service life and then are transferred to reserve status.

Staff appreciates the consideration given as we navigate the supply chain issues and plan for long lead time items associated with continuing to provide quality emergency services to Queen Creek.

Fiscal Impact:

Funding in the amount of \$7,826,226 is required for the purchase of the following fire apparatuses: one (1) fire pumper truck at Fire Station #6, one (1) ladder truck and one (1) ladder tender unit at Fire Station #7, one (1) hazardous material unit, and one (1) replacement fire pumper truck at Fire Station #4. This item is not included in the FY 2023-24 budget. A budget adjustment from the Town’s contingency budget in the amount of \$ 7,826,226 is necessary to approve this Contract.

Purchasing and paying for the units now will avoid a future cost increase of \$2,309,000, and a discount of \$812,586, for a total savings of \$3,121,550, compared to purchasing the units in a future fiscal year and not paying the full amount up front.

Alternatives:

Town council could choose to not approve these purchases until a later date. In that case, there are two factors for consideration. First, the town would realize cost increases as a result of waiting until a future date is decided upon. Second, supply chain issues continue to be a concern and anticipating long lead time items.

Attachment(s):

1. [Second Amendment to Cooperative Purchase Agreement - Hughes Fire Equipment.pdf](#)

SECOND AMENDMENT TO COOPERATIVE PURCHASE AGREEMENT

THIS SECOND AMENDMENT TO COOPERATIVE PURCHASE AGREEMENT #2021-039 (this “SECOND” Amendment”) is made and entered into effective as of the 20th day of March, 2024 (the “Effective Date”), by and between the Town of Queen Creek, Arizona, an Arizona municipal corporation (“Town”), and Hughes Fire Equipment Inc., an Oregon corporation (“Vendor”). Town and Vendor are sometimes referred to in this Second Amendment collectively as the “Parties” and each individually as a “Party.”

RECITALS:

A. The Parties entered into an Agreement for a Fire Apparatus dated May 19, 2021, which was thereafter amended: First Amendment dated October 5, 2022 (collectively the “Original Agreement”). All capitalized terms used without definition in this Amendment shall have the definitions ascribed to them in the Original Agreement, as modified by this Second Amendment.

B. The Parties now desire to amend the Original Agreement upon the terms and conditions contained in this Second Amendment.

AGREEMENTS:

NOW, THEREFORE, for and in consideration of the foregoing Recitals and other good and valuable consideration, the receipt and sufficiency of which are hereby acknowledged, the Parties hereby amend the Original Agreement as follows:

1. Agreements, Section 1. “Reaffirmation of Original Contract” is amended to read as follows with deletions shown in ~~strike through~~ and additions shown in ***bold italics***:

1. Reaffirmation of Original Contract. The Original Contract shall remain in full force and effect, and all terms and conditions of the Original Contract are hereby incorporated by reference into this Agreement, creating an agreement identical in terms between the Town and the Vendor. In the event of any conflict between this Agreement and the Original Contract, the terms of this Agreement shall prevail. In the Original Contract, the terms “National Purchasing Partners” or “NPPGov” shall be deemed to be and refer to the Town, and the term “Vendor” shall be deemed to be and refer to the Vendor under this Agreement. The amount paid under this Agreement shall ~~not exceed \$1,749,290.00. The amount paid for One (1) Velocity PUC Pumper CC680 and One (1) Velocity PUC Pumper CC767 under this Agreement shall~~ be identified in Exhibit A, ***and B, and C.***

2. Agreements, Section 6 is amended to read as follows with deletions shown in ~~strike through~~ and additions shown in ***bold italics***:

6. The Vendor shall provide the Goods/Services described in Exhibit A, ~~and B~~ ***and C*** attached hereto and incorporated herein. Unless expressly

excluded, in writing, in the Agreement, the Goods/Services shall include any and all services reasonably contemplated, normally included, and necessary to complete the Goods/Services set forth in the Scope of Goods/Services described in Exhibit A, ~~and B~~, **and C** in a good and workmanlike manner with due diligence and, at a minimum, in conformance with generally accepted industry standards and standard of care for like professionals in the same geographic area.

3. Reaffirmation of Original Agreement. Except as amended by this Second Amendment, the Original Agreement shall remain in full force and effect. In the event of any conflict between this Second Amendment and the Original Agreement, the terms of this Second Amendment shall prevail.

4. Counterparts. This Second Amendment may be executed in one or more counterparts, each of which shall be deemed an original, but all of which together shall constitute one and the same instrument, binding on all of the Parties. The Parties agree that this Amendment may be transmitted between them via facsimile. The Parties intend that the faxed signatures constitute original signatures and that a faxed agreement containing the signatures (original or faxed) of all the Parties is binding upon the Parties.

[Signature page follows]

IN WITNESS WHEREOF, the Parties have executed this Amendment effective as of the Effective Date set forth above.

Town of Queen Creek, an Arizona Municipal Corporation

Approval of Town Council,

**By: _____
Julia Wheatley, Mayor**

Approval of Contract Administrator,

**By: _____
Bruce Gardner, Town Manager**

ATTEST:

Maria Gonzalez, Town Clerk

REVIEWED AS TO FORM BY:

**Dickinson Wright, PLLC
Attorney for the Town**

Hughes Fire Equipment, Inc., an Oregon Corporation.

Date: _____

By: _____
Its: _____

EXHIBIT C

LADDER 417 AND OPTIONS LIST

One (1) Velocity PUC 100' Platform CC841

PUMPERS (3) AND OPTIONS LIST

Three (3) Velocity PUC Pumpers CC840

HAZMAT UNIT AND OPTIONS LIST

One (1) Velocity Heavy Duty Rescue CC851

EXHIBIT C



February 15, 2024

Town of Queen Creek, AZ
One (1) Velocity PUC 100' Platform CC841
Build Location: Appleton, WI

Table with 2 columns: Description and Amount. Rows include Proposal Price (\$2,214,317.00), Arizona State Sales Tax @ 5.60% (124,001.75), Phoenix Sales Tax @ 2.70% (59,786.56), PHX Transportation Plan Tax @ 0.3% of \$13,866.00 (41.66), Total Bid Price Including Sales Tax (\$2,398,146.97), Less chassis progress payment discount (21,153.00), Less aerial device progress payment discount (9,266.00), Less payment upon completion @ factory discount (22,213.00), Less 100% pre-payment discount (246,886.00), Subtotal including all pre-pay discounts (\$1,914,799.00), Arizona State Sales Tax @ 5.60% (107,228.74), Phoenix Sales Tax @ 2.70% (51,699.57), PHX Transportation Plan Tax @ 0.3% of \$13,866.00 (41.66), Total Bid Price Including Pre-Pay Discounts & Sales Tax (\$2,073,768.97).

Terms:

Price Expiration: The above pricing is valid until April 26, 2024.

Future Changes: Various state or federal regulatory agencies (e.g. NFPA, DOT, EPA) may require changes to the Specifications and in any such event any resulting cost increases incurred to comply will be added to the Purchase Price to be paid by the Customer and documented on a Change Order.

Component Price Volatility: Company shall not be responsible for any unforeseen price increase enacted by the suppliers of major components of the Product (including but not limited to engine, transmission, and fire pump) after the execution of contract or purchase order. Any price increase major components of the product will be passed through to the Customer and will be documented on a Change Order.

Delivery: Based on Pierce's current delivery schedule the apparatus would be ready for delivery from factory within 50 to 55 months after contract execution or purchase order. Delivery is subject to change pending Pierce's delivery schedule at time of order. This time does not include any possible delays that may be caused by national disasters or pandemic.

Payment Terms:

a. If pre-payment discount options are elected, the following terms will apply:

i. Chassis Progress Payment Discount: The chassis progress payment in the amount of \$705,088.00 will be due three (3) months prior to the ready for pick up from the factory date. If elected, an invoice will be provided 30 days prior to the chassis payment due date. If payment is not made when due the discount total will be added back to the final invoice.

ii. Aerial Device Progress Payment Discount: The aerial device payment in the amount of \$463,288.00 will be due two (2) months prior to the ready for pick up from the factory date. If elected, an invoice will be provided 30 days prior to the aerial device due date. If payment is not made when due the discount total will be added back to the final invoice.

iii. Payment Upon Completion at Factory Discount: If elected, final payment is due prior to apparatus leaving the factory for delivery. If payment is not processed upon receipt of invoice the discount total will be required in addition to the invoice amount.

iv. 100% Pre-Payment Discount: If elected, an invoice will be provided upon order processing for the 100% pre-payment. Upon receipt of invoice, payment must be made within thirty (30) days. If this option is elected, the discount is in addition to the chassis progress payment discount, aerial device progress payment discount, and the payment upon completion at the factory discount. If payment is not made when due, the above mentioned pre-payment discounts or a portion thereof, will be added back to the final invoice. Final payment, including any changes made during manufacturing, is due upon completion of the Product at the factory and prior to delivery from the factory.

b. If pre-payment discount options are not elected standard payment terms will apply: Final payment will be due 30 days after the apparatus leaves the factory for delivery. If payment is not made at that time a late fee will be applicable.

c. Payments made for apparatus using a credit card will be applicable to a credit card convenience fee.

Consortium Purchase: The proposal is based on the apparatus being purchased through NPPGov utilizing League of Oregon Cities Master Price Agreement for RFP No. 1905 for Fire Apparatus contract PS20240 valid until 5/27/2024. It is the purchaser's responsibility to determine if the use of consortiums meets their purchasing requirements.

Performance Bond: A performance bond is included in the above price and will be provided after order placement. If customer elects to remove the performance bond **\$7,046.00** may be deducted from the purchase price. All purchase orders must include the following verbiage if a performance bond is elected, **"Due to global supply chain constraints, any delivery date contained herein is a good faith estimate as of the date of this order/contract, and merely an approximation based on current information. Delivery updates will be made available, and a final firm delivery date will be provided as soon as possible."**

Transportation: Transportation of the apparatus to be driven from the factory to the customers location is included in the above pricing. However, if permits are not obtainable, due to the weight of the apparatus, and the apparatus must be transported on a flat bed, additional Transportation charges will be the responsibility of the customer. We will provide pricing at that time if necessary. If customer elects to drive the apparatus from the factory, **\$6,300.00** may be deducted from the purchase price. If this option is elected payment in full and proof of insurance must be provided prior to leaving the factory and the customer is responsible for compliance with all state, local and federal DOT requirements including the driver possessing a valid CDL license.

Inspection Trips: **Two (2)** factory inspection trips for **four (4)** customer representatives is included in the above pricing. The inspection trips will be scheduled at times mutually agreed upon between the manufacture's representative and the customer, during the window provided by the manufacturer. Airfare, lodging and meals while at the factory are included. In the event the customer is unable to travel to the factory or the factory is unable to accept customers due to the restrictions caused by a national disaster or pandemic then the Dealership reserves the right to use forms of electronic media to accomplish the intention of the inspection trips. Every effort will be made to make the digital media as thorough as possible to satisfy the expectations of the of the customer. If the customer elects to forgo an inspection trip **\$2,400.00** per traveler (per trip) will be deducted from the final invoice.

Acceptance of Proposal:

- a. If the customer wishes to purchase the proposed apparatus Hughes Fire Equipment will provide the Customer its form of Purchase Agreement for the Customer's review and signature.
 - b. If the Customer desires to use its standard form of purchase order as the Purchase Agreement, the purchase order is subject to review for any required revisions prior to acceptance.
 - i. Purchase orders must be addressed to Hughes Fire Equipment, Inc., 910 Shelley Street, Springfield, Oregon 97477.
 - ii. Purchase order must reference **"One (1) Velocity 100' PUC Platform CC841 dated 02/15/2024."**
 - iii. Purchase order must include the following verbiage if a performance bond is elected, **"Due to global supply chain constraints, any delivery date contained herein is a good faith estimate as of the date of this order/contract, and merely an approximation based on current information. Delivery updates will be made available, and a final firm delivery date will be provided as soon as possible."**
 - iv. Purchased order should reference, **"Purchased utilizing NPPGov contract PS20240."**
 - v. Purchase orders must be signed and dated by authorized personnel.
-

By signing below you agree to purchase the above apparatus.

Customer Signature: _____

Date: _____

PO # (if applicable): _____

Proudly serving you, while you serve your communities since 1987



Option List

2/15/2024

| | | | |
|------------------------------|---|-------------------------|------------------|
| Customer: | QUEEN CREEK FIRE DEPARTMENT | Bid Number: | 841 |
| Representative | Callies, Chris | Job Number: | |
| Organization: | Hughes Fire Equipment, Inc | Number of Units: | 1 |
| Requirements Manager: | | Bid Date: | 02/15/2024 |
| Description: | FY 24-25 Queen Creek Velocity PUC RM Platform | Stock Number: | |
| Body: | Aerial, Platform 100', PUC, Alum Body | Price Level: | 48 (Current: 48) |
| Chassis: | Velocity Chassis, PAP, PUC-NG (Big Block) | Lane: | Lane 3 |

| Line | Option | Type | Option Description | Qty |
|------|---------|------|---|-----|
| 1 | 0766656 | | Boiler Plates, Aerial 100' Platform Fire Department/Customer - Queen Creek Fire-Medical Operating/In conjunction W-Service Center - Operating Miles - 25 Miles Number of Fire Dept/Municipalities - 15 Bidder/Sales Organization - Hughes Fire Equipment Delivery - Delivery representative Dealership/Sales Organization, Service - Hughes Fire Equipment | 1 |
| 2 | 0018180 | | Single Source Compliance, Aerials | 1 |
| 3 | 0584456 | | Manufacture Location, Appleton, Wisconsin | 1 |
| 4 | 0584452 | | RFP Location: Appleton, Wisconsin | 1 |
| 5 | 0588609 | | Vehicle Destination, US | 1 |
| 6 | 0816491 | | Comply NFPA 1900 Changes Effective Jan 1, 2024, With Exceptions | 1 |
| 7 | 0533351 | | Quint Fire Apparatus | 1 |
| 8 | 0588612 | | Vehicle Certification, Aerial w/Pump | 1 |
| 9 | 0681278 | | Agency, Apparatus Certification, Aerial w/Pump, U.L. | 1 |
| 10 | 0816495 | | Certification, Vehicle Inspection Program, NFPA 1900 | 1 |
| 11 | 0733614 | | Consortium, NPPGov (LOC) | 1 |
| 12 | 0537375 | | Unit of Measure, US Gallons | 1 |
| 13 | 0030006 | | Bid Bond Not Requested | 1 |
| 14 | 0816574 | | Performance Bond, 100% with Warranty Bond, 1 Yr, and Payment Bond, PPI Terms Percentage, Contract - 100% | 1 |
| 15 | 0000007 | | Approval Drawing | 1 |
| 16 | 0670758 | | Drawing, Compartment Layout, Aerial | 1 |
| 17 | 0002928 | | Electrical Diagrams | 1 |
| 18 | 0888811 | | Velocity Chassis, PAP, PUC-NG (Big Block) | 1 |
| 19 | 0000110 | | Wheelbase Wheelbase - 260" | 1 |
| 20 | 0000070 | | GVW Rating GVW rating - 84,000# | 1 |
| 21 | 0000203 | | Frame Rails, 13.38 x 3.50 x .375, Qtm/AXT/Imp/Vel/DCF | 1 |
| 22 | 0889469 | | Frame Liner, "C/Inv L" 12.50" x 3.00" x .25", AXT/Vel/Imp/Enf, 56" QVal | 1 |
| 23 | 0508846 | | Axle, Front, Oshkosh TAK-4, Non Drive, 24,000 lb, Velocity | 1 |
| 24 | 0090914 | | Suspension, Front TAK-4, 24,000 lb, DLX/Qtm/AXT/Vel/Enf/SFR | 1 |
| 25 | 0087572 | | Shock Absorbers, KONI, TAK-4, Qtm/AXT/Imp/Vel/DCF/Enf | 1 |
| 26 | 0000322 | | Oil Seals, Front Axle | 1 |
| 27 | 0802640 | | Tires, Front, Goodyear, Armor Max MSA, 445/65R22.50, 20 ply | 1 |
| 28 | 0019618 | | Wheels, Front, Alcoa, 22.50" x 13.00", Aluminum, Hub Pilot | 1 |
| 29 | 0582646 | | Axle, Rear, Meritor RT58-185, 60,000 lb, Velocity | 1 |
| 30 | 0544244 | | Top Speed of Vehicle, 60 MPH/96 KPH | 1 |
| 31 | 0555355 | | Suspen, Rear, Hendrickson FMX 622 EX, Air Ride, 62,000 lb | 1 |
| 32 | 0000485 | | Oil Seals, Rear Axle | 1 |
| 33 | 0637590 | | Tires, Rear, Goodyear, G289 WHA, 315/80R22.50, 20 ply, Tandem | 1 |
| 34 | 0623324 | | Wheels, Rear, Accuride, 22.50" x 9.00", Aluminum, Hub Pilot, Tandem | 1 |
| 35 | 0568081 | | Tire Balancing, Counteract Beads | 1 |
| 36 | 0627984 | | Tire Pressure Monitoring, RealWheels, AirSecure, Valve Cap, Front Tires Only Qty, Tire Pressure Ind - 2 | 1 |
| 37 | 0003245 | | Axle Hub Covers w/center hole, S/S, Front Axle | 1 |
| 38 | 0013241 | | Axle Hub Covers, Rear, S/S High Hat (Tandem) | 1 |
| 39 | 0002045 | | Mud Flap, Front and Rear, Pierce Logo | 1 |
| 40 | 0021931 | | Tire, "Crossfire" Air Pressure Equalization (tandem) | 1 |

| Line | Option | Type | Option Description | Qty |
|------|---------|------|---|-----|
| 41 | 0601010 | | Chocks, Wheel, SAC-44-E, Folding, Aerials | 2 |
| | | | Qty, Pair - 02 | |
| 42 | 0601009 | | Mounting Brackets, Chocks, SAC-44-E, Folding, Horizontal, Aerials | 2 |
| | | | Qty, Pair - 02 | |
| | | | Location, Wheel Chocks - Left Side Rear Tire, Forward and Right Side Rear Tire, Forward | |
| 43 | 0593759 | | ESC/ABS/ATC Wabco Brake System, Tandem Rear Axle | 1 |
| 44 | 0030185 | | Brakes, Knorr/Bendix 17", Disc, Front, TAK-4 | 1 |
| 45 | 0000730 | | Brakes, Meritor, Cam, Rear, 16.50 x 7.00" | 1 |
| 46 | 0020784 | | Air Compressor, Brake, Cummins/Wabco 18.7 CFM | 1 |
| 47 | 0000794 | | Brake Reservoirs, Six | 1 |
| | | | Paint Color, Air Tanks - Frame color | |
| 48 | 0568012 | | Air Dryer, Wabco System Saver 1200, Heater, 2010 | 1 |
| 49 | 0000790 | | Brake Lines, Nylon | 1 |
| 50 | 0000854 | | Air Inlet, w/Disconnect Coupling | 1 |
| | | | Location, Air Coupling(s) - h) DS Pump Panel | |
| | | | Qty, Air Coupling (s) - 1 | |
| 51 | 0070810 | | All Wheel Lockup (Aerial/Tanker Chassis) | 1 |
| 52 | 0011835 | | Guard, U-Bolt over "Prk Brk" Knob | 2 |
| | | | Qty, - 02 | |
| | | | Location, driver's/passenger's/center - Driver & Passenger | |
| 53 | 0012034 | | Moisture Ejector, Manual, Remote Mounted | 6 |
| | | | Location - Below LS forward body compartment to match other Scottsdale units | |
| | | | Qty, Man. Moist Ejector - 6 | |
| 54 | 0012542 | | Valve, 2nd Prk Brk Control, Officer side | 1 |
| 55 | 0612549 | | Fittings, Compression Type, Entire Apparatus, Tandem Rear Axle | 1 |
| 56 | 0812269 | | Engine, Cummins X15, 605 hp, 1850 lb-ft, W/OBD, EPA 2027, Velocity, PUC-NG | 1 |
| 57 | 0811409 | | Not Required, Engine Contingency Adjustment | 1 |
| 58 | 0730808 | | Filters, Remote Mounted, Oil, Fuel, X15, VEL/AXT/Enf | 1 |
| 59 | 0001244 | | High Idle w/Electronic Engine, Custom | 1 |
| 60 | 0687994 | | Engine Brake, Jacobs Compression Brake, Cummins Engine | 1 |
| | | | Switch, Engine Brake - e) ISC/ISM/ISL9/ISX Hi Med Lo | |
| 61 | 0552334 | | Clutch, Fan, Air Actuated, Horton Drive Master | 1 |
| 62 | 0123135 | | Air Intake, w/Ember separator, Imp/Vel | 1 |
| 63 | 0814375 | | Exhaust System, Horizontal, Right Side | 1 |
| | | | Exhaust, Diffuser - Aluminized Steel (Standard) | |
| | | | Exhaust, Material/Finish - Aluminized Steel (Standard) | |
| | | | Location, Diffuser Termination - 2.00" Past Rub Rail (Standard) | |
| | | | Tip, Exhaust - Straight Tip (Standard) | |
| 64 | 0787999 | | Radiator, Impel/Velocity | 1 |
| 65 | 0722487 | | Cooling Hoses, Gates Silicone and Rubber Combination, Velocity | 1 |
| 66 | 0001125 | | Fuel Tank, 65 Gallon, Left Side Fill | 1 |
| 67 | 0001128 | | Lines, Fuel, Wire Braided, Reusable Fittings | 1 |
| 68 | 0764563 | | DEF Tank, 8.0 Gallon, LS Fill, Forward of Rear Axle | 1 |
| | | | Door, Material & Finish, DEF Tank - Brushed Stainless | |
| 69 | 0723716 | | Fuel Priming Pump, Electronic, Automatic, Cummins, No Swt Req'd | 1 |
| 70 | 0582243 | | Shutoff Valves, Fuel Line @ Primary Filter, Cummins | 1 |
| 71 | 0553019 | | Cooler, Engine Fuel, Imp/Vel, SFR/Enf | 1 |
| 72 | 0578959 | | Fuel/Water Separator, Racor Inline | 1 |
| 73 | 0801891 | | Trans, Allison 6th Gen, 4500 EVS P, w/Prognostics, Vel/Qtm | 1 |
| 74 | 0512762 | | Transmission, Shifter, 6-Spd, Push Button, 4500, Imp/Vel/Qtm/DCF/Enf | 1 |
| | | | Trans, ratio - 4500 EVS, 6Spd | |
| 75 | 0517604 | | Transmission Programming, Park to Neutral, PUC | 1 |
| 76 | 0684459 | | Transmission Oil Cooler, Modine, External | 1 |
| 77 | 0550313 | | Label @ Transmission Fill Point, "Synthetic Fluid Only" | 1 |
| 78 | 0535530 | | Mode, Downshift, Aggressive downshift to 2nd, w/engine brake, 6 speed | 1 |
| 79 | 0801876 | | Fluid, 4000 Series Trans, Allison Approved TES-668 Synthetic, IPOS, Custom | 1 |
| 80 | 0001375 | | Driveline, Spicer 1810 | 1 |
| 81 | 0669988 | | Steering, Sheppard M110 w/Tilt, TAK-4, Eaton Pump, w/Cooler | 1 |
| 82 | 0001544 | | Not Required, Steering Assist Cylinder on Front Axle | 1 |
| 83 | 0509230 | | Steering Wheel, 4 Spoke without Controls | 1 |

| Line | Option | Type | Option Description | Qty |
|------|---------|------|--|-----|
| 84 | 0690274 | | Logo/Emblem, on Dash Text, Row (1) One - Queen Text, Row (2) Two - Creek Text, Row (3) Three - Fire-Medical | 1 |
| 85 | 0123625 | | Bumper, 19" Extended, Imp/Vel | 1 |
| 86 | 0616492 | | Tray, Hose, Center, 19" Bumper, Outside Air Horns, Imp/Vel Grating, Bumper extension - Grating, Rubber Capacity, Bumper Tray - 21) 150' of 1.75" | 1 |
| 87 | 0630809 | | Cover, Aluminum Treadplate, One (1) D-Ring Latch, Hose Tray, Notched Location - opposite side of discharge Stay arm, Tray Cover - b) Pneumatic Stay Arm | 1 |
| 88 | 0510226 | | Lift & Tow Package, Imp/Vel, AXT, Dash CF | 1 |
| 89 | 0522573 | | Tow Hooks Not Required, Due to Lift and Tow Package | 1 |
| 90 | 0668313 | | Cab, Velocity FR, 7010 Raised Roof w/Notch, PUC | 1 |
| 91 | 0724207 | | Engine Tunnel, X12-15, MX13, Mech Fasteners, Velocity FR | 1 |
| 92 | 0818272 | | Cab Insulation, Extreme Climate, Impel/Velocity | 1 |
| 93 | 0677478 | | Rear Wall, Exterior, Cab, Aluminum Treadplate | 1 |
| 94 | 0122466 | | Cab Lift, Elec/Hyd, w/Manual Override, Imp/Vel | 1 |
| 95 | 0123176 | | Grille, Bright Finished, Front of Cab, Velocity | 1 |
| 96 | 0527032 | | Trim, S/S Band, Across Cab Face, Rect Lights, Velocity Material Trim/Scuffplate - c) S/S, Polished Turnsignal Covers - Polished S/S Covers | 1 |
| 97 | 0087357 | | Molding, Chrome on Side of Cab | 1 |
| 98 | 0559131 | | Mirrors, Forward Mtd, Remote, Pierce One-Eleven, LED Turn Signal Finish, Arm Cover - Chrome Finish, Mirror Head - Chrome | 1 |
| 99 | 0667921 | | Door, Half-Height, Velocity FR 4-Door Cab, Raised Roof Key Model, Cab Doors - 751 Cab, Exterior Door Handle, Finish - 4-Door, Chrome/Black | 1 |
| 100 | 0655511 | | Door Panel, Brushed Stainless Steel, Impel/Velocity 4-Door Cab | 1 |
| 101 | 0667905 | | Storage Pockets w/ Elastic Cover, Recessed, Overhead, Impel/Velocity FR | 1 |
| 102 | 0667902 | | Controls, Electric Windows, All Cab Doors, Impel/Velocity FR | 1 |
| 103 | 0512419 | | Electric Door Locks, Cab Doors, Imp/Vel | 1 |
| 104 | 0744832 | | Steps, 4-Door Cab, Automatic, Air, Punched Tread Step Surface, Imp/Vel | 1 |
| 105 | 0770194 | | Handrail, Exterior, Knurled, Alum, 4-Door Cab | 1 |
| 106 | 0784422 | | Step, Folding, Cab, Signature 4, LED Location, Additional Step - one (1) PS battery box in place of standard step Qty, - 01 | 1 |
| 107 | 0809508 | | Lights, Cab & Crw Cab Acs Stps, P25, LED, 4Lts, 4-Door Cab, Auto Steps | 1 |
| 108 | 0002140 | | Fenders, S/S on Cab | 1 |
| 109 | 0586564 | | Window, Side of C/C, Fixed, w/EMS Cabinet, Imp/Vel | 1 |
| 110 | 0552935 | | Trim, Cab Side Windows, Velocity | 1 |
| 111 | 0012090 | | Not Required, Windows, Front/Side of raised roof | 1 |
| 112 | 0509286 | | Not Required, Windows Rear of Crew Cab, Imp/Vel | 1 |
| 113 | 0558334 | | Not Required, Trim, Cab Rear Windows, No Rear Windows | 1 |
| 114 | 0663383 | | Mounting Provisions, 3/16" Alum, Full Engine Tunnel, Vel/Imp Mounting Provision Spacing - 1.00" Material Finish, Cab Interior - Painted | 1 |
| 115 | 0748671 | | Cab Interior, Vinyl, Velocity FR, CARE Color, Cab Interior Vinyl/Fabric - Endure Vinyl - Silver/Gray | 1 |
| 116 | 0667943 | | Cab Interior, Paint Color, Impel/Velocity FR Color, Cab Interior Paint - a) gray | 1 |
| 117 | 0509532 | | Floor, Rubber Padded Cab & Crew Cab, Imp/Vel, Dash CF | 1 |
| 118 | 0819169 | | HVAC, Extreme-Duty, Impel/Velocity FR, CARE Paint Color, A/C Condenser - Painted to Match Cab Roof HVAC System, Filter Access - Tool Free Panel Auxiliary Cab Heater - Both | 1 |
| 119 | 0627910 | | Sun Visor, Vinyl/Fabric, Imp/Vel Sun Visor Retention - Thumb Latch Sun Visor, Vinyl/Fabric - Vinyl | 1 |
| 120 | 0543257 | | Grab Handles, Driver Door Post & Passenger Dash Panel, Imp/Vel | 1 |

| Line | Option | Type | Option Description | Qty |
|------|---------|------|---|-----|
| 121 | 0668638 | | Lights, Engine Compt, Custom, Auto & Manual Switch, WIn 3SC0CDCR, 3" LED, Trim | 2 |
| | | | Qty, - 02 | |
| 122 | 0122516 | | Fluid Check Access, Imp/Vel | 1 |
| | | | Latch, Door, Storage - Southco C2 Chrome Raised | |
| 123 | 0583042 | | Side Roll and Frontal Impact Protection | 1 |
| 124 | 0622618 | | Seating Capacity, 5 Seats | 1 |
| 125 | 0697005 | | Seat, Driver, Pierce PS6, Premium, Air Ride, High Back, Safety, PRIMARY | 1 |
| 126 | 0779478 | SP | Seat, Officer, Pierce PS6, Premium, Air Ride, High Back, Safety, Arm, PRIMARY | 1 |
| 127 | 0510038 | | Radio Compartment, Behind Officer Seat, Imp/Vel | 1 |
| 128 | 0771855 | | Cabinet, Rear Facing, LS, 21 W x 40.5 H x 25 D, Lap, Sp Mtg, Imp/Vel | 1 |
| | | | Light, Short Cabinet - Pierce, Interior, Right Side and Pierce, Interior, Left Side | |
| | | | Material Finish, Shelf - Painted - Cab Interior | |
| | | | Shelf/Tray, Cabinet - (2) Shelves, Adjustable, 1.25" Up-Turned Lip | |
| | | | Door, Cab Interior Cabinet - Lap, IB, (2) Paddle, Non-Locking | |
| | | | Louvers, Cabinet - 0-No Louvers | |
| 129 | 0102783 | | Not Required, Seat, Rr Facing C/C, Center | 1 |
| 130 | 0122185 | | Seat, Rr Fcng C/C, RS Otbrd, Pierce PS6, Premium, Hi-Back, Safety, PRIMARY | 1 |
| 131 | 0108189 | | Not Required, Seat, Forward Facing C/C, LS Outboard | 1 |
| 132 | 0749556 | SP | Seat, Fwd Fcng C/C, Ctr, (2) PS6, Premium, Hi-Back, Arm, Safety, 6.75" Sp, SECONDARY | 1 |
| 133 | 0108190 | | Not Required, Seat, Forward Facing C/C, RS Outboard | 1 |
| 134 | 0766467 | | Upholstery, Seats In Cab, All Vinyl, Seats Inc, CARE | 5 |
| | | | Color, Cab Interior Vinyl/Fabric - Endure Vinyl - Silver/Gray | |
| | | | Qty, - 05 | |
| 135 | 0511471 | | No SCBA Brackets Required In Cab Seats, Imp/Vel, AXT 2010, Qtm 2010, Saber FR/Enf | 1 |
| 136 | 0603867 | | Seat Belt, ReadyReach | 1 |
| | | | Seat Belt Color - Red | |
| 137 | 0604864 | | Seat Belt Height Adjustment, 5 Seats, Imp/Vel, Dash CF | 1 |
| 138 | 0817557 | | Helmet Storage, Provided by Fire Department, NFPA 2024 | 1 |
| 139 | 0647638 | | Lights, Dome, Weldon Dual LED 4 Lts | 1 |
| | | | Color, Dome Lt - Red & White | |
| | | | Color, Dome Lt Bzl - Black | |
| | | | Control, Dome Lt White - Door Switches and Lens Switch | |
| | | | Control, Dome Lt Color - Lens Switch | |
| 140 | 0896451 | | Enhanced Software for Cab and Crew Cab Dome Lts | 1 |
| 141 | 0628472 | | Light, Map, Overhead, Peterson M371S LED, Rectangular w/Switch 2lts | 1 |
| | | | 12vdc power from - Battery switched | |
| 142 | 0649587 | | Light, Map, Federal Littlite, LED, Gooseneck | 1 |
| | | | Location - officer dash | |
| | | | Qty, - 01 | |
| | | | 12vdc power from - Battery switched | |
| | | | Length, Gooseneck - 18" | |
| | | | Control, Map Light - On/Off | |
| | | | Gooseneck Exit, Map Light - Side | |
| | | | Wire Exit, Map Light - Side | |
| 143 | 0727913 | | Spotlight, Golight/RadioRay, Model 20**4GT, LED, 2 Lts | 1 |
| | | | Location - one on each side of cab roof behind upper zone warning lights | |
| | | | Color, GoLt - White | |
| | | | Bracket, Spotlight - Pedestal - 2 Lts | |
| 144 | 0650030 | | Controller, Spotlight, Golight, Wired Dash Mount, 2 Lts | 1 |
| 145 | 0649967 | | Location, Spotlight Controller, Driver and Officer, 2 Lts | 1 |
| 146 | 0549393 | | Handlts, (4) Streamlight, Survivor C4 LED, 12v, Orange, 90509 Fast Charge | 1 |
| | | | Location, Lights - Match job 34443. One each on driver and officer floor door sill plates, one each side rear crew cab, outboard on top of PUC notch near CC door opening. See photos in stage 7 of the job e-folder. | |
| 147 | 0554846 | | Handlight, Streamlight, Survivor, 90509, C4 LED, 12v, Orange, Fast Charge | 1 |
| | | | Qty, Lights - 01 | |
| | | | Location, Lights - Mounted horizontal in LS4 on forward wall adjacent to battery charger | |
| 148 | 0568369 | | Cab Instruments, Ivory Gauges, Chrome Bezels, Impel/Velocity 2010 | 1 |
| 149 | 0509511 | | Air Restriction Indicator, Imp/Vel, AXT, Dash CF, Enf MUX | 1 |

| Line | Option | Type | Option Description | Qty |
|------|---------|------|---|-----|
| 150 | 0032551 | | Light, Indicator, Cab Lock Downs,"Not Engaged" | 1 |
| 151 | 0032602 | | Speedometer, Class 1 w/LED, Officer Overhead | 1 |
| 152 | 0673123 | | Light, Do Not Move Apparatus, WIn 3SR00FRR LED Alarm, Do Not Move Truck - Pulsing Alarm | 1 |
| 153 | 0509042 | | Messages, Open Dr/DNMT, Color Dsply, | 1 |
| 154 | 0551600 | | Switching, Cab, Rocker MUX, Impel/Velocity, AXT MUX, Dash CF Location, Emerg Sw Pnls - Driver's Side Overhead | 1 |
| 155 | 0555915 | | Wiper Control, 2-Speed with Intermittent, MUX, Impel/Velocity | 1 |
| 156 | 0002565 | | Hourmeter, Aerial Inside Cab | 1 |
| 157 | 0002615 | | Switch, Aerial 12V Master | 1 |
| 158 | 0002617 | | PTO switch, w/light - aerial | 1 |
| 159 | 0821236 | | Wiring, Spare, 20 A 12V DC, 6 Ckt FB, Blue Sea 5025 Batt Dir 1st NFPA1900 12vdc power from - Battery direct Location - Behind officer seat | 1 |
| 160 | 0820894 | | Wiring, Spare, 15 A 12V DC, Batt Dir, 1st NFPA1900 Location, Wiring - In body compartment...exact location TBD @ pre-construction conference 12vdc power from - Battery direct Wire termination - 10-Place Bus Bar w/Cover | 1 |
| 161 | 0822484 | SP | Wiring, Spare, 2.1 A 12V DC, USB Term Blue Sea 1016, In Box, Batt Dir, NFPA1900 Qty, - 02 12vdc power from - Battery direct Location - One on each side of the rear vertical face of the engine tunnel, match job 39645 | 2 |
| 162 | 0820897 | | Wiring, Spare, 15 A 12V DC, Batt Dir, 2nd NFPA1900 Location, Wiring - On the rear wall cab wall centered between the front facing crew cab seats, low at the seat riser. 12vdc power from - Battery direct Wire termination - 10-Place Bus Bar w/Cover | 1 |
| 163 | 0893630 | SP | Cover, Wire, Inside Engine Tunnel, Stainless Steel Qty, - 02 Fill in Blank - on back side Location - USB ports | 2 |
| 164 | 0821226 | | Wiring, Spare, 2.0 A 12V DC, USB Term Blue Sea 1016 Batt Dir 1st NFPA1900 Qty, - 01 12vdc power from - Battery direct Location - (1) at the Officer dash per IP layout | 1 |
| 165 | 0636439 | | Wiring, Spare, 37.5 A 12V DC, Cust Install Radio, 30A Bat Dir, 7.5A Ign & Grnd Qty, - 01 Location - Overhead switch panel, officer side. Coiled above drop down panel. | 1 |
| 166 | 0784791 | | Switches, MUX Rocker, Outlined in Red Location - emergency master Qty, - 01 | 1 |
| 167 | 0819994 | | Radio, Jensen, AM/FM/WB, Bluetooth Speakers, AM/FM Radio - Two (2) pairs of speakers, Cab/Crew Antenna, AM/FM Radio - Roof-mounted rubber antenna LS Location, AM/FM Radio - g) instrument panel | 1 |
| 168 | 0537251 | | Bracket, Mounting, For Push Buttons, Officer Side, VEL/IMP Fill in Blank - chrome push buttons and Go-light control. Match previous units. | 1 |
| 169 | 0814201 | | Vehicle Information Center, 7" Color Display, Touchscreen, MUX, CL714 System Of Measurement - US Customary | 1 |
| 170 | 0816634 | | Collision Mitigation, HAAS Alert (R2V), HA7, Dash Mount Subscription, HAAS R2V - R2V - 5 Year Data Plan Subscription | 1 |
| 171 | 0606249 | | Vehicle Data Recorder w/CZ and Overhead Display Seat Belt Monitor | 1 |
| 172 | 0820810 | SP | Intercom, Setcom 950MAX, 6-Pos, 3-Radio (D, O. Wireless), 3C, Wired Location, Intercom, C Cab - 3) 2 forward and 1 rear facing | 1 |
| 173 | 0793667 | | Cable, Radio to Intercom Interface, Setcom 950, 1 Radio Radio, First Two-Way Model - APX 8500 Radio, First Two-Way Make - Motorola High Power | 1 |
| 174 | 0619798 | | Headset, Setcom, CSB-900R-1 Behind The Head, Radio Transmit, Right Cord, Gel Qty, - 01 | 1 |

| Line | Option | Type | Option Description | Qty |
|------|---------|------|--|-----|
| 174 | | | Location - driver | |
| 175 | 0620273 | | Headset, Setcom, CSB-900L-1 Behind The Head, Radio Transmit, Left Cord, Gel Qty, - 01 | 1 |
| 176 | 0785958 | | Location - officer Headset, Setcom, CSB-901R-8 Behind head, Intercom Only, Gel, Right Cord, POPO Qty, - 02 | 2 |
| 177 | 0891619 | | Location - RS rear facing and LS front facing crew cab locations Headset, Setcom, CSB-900MAX-16, Wireless, Radio Transmit Qty, - 01 | 1 |
| 178 | 0785960 | | Location - adjacent to driver wired headset Headset, Setcom, CSB-901L-8 Behind head, Intercom Only, Gel, Left Cord, POPO Qty, - 01 | 1 |
| 179 | 0819255 | | Location - RS front facing crew cab seat locations Hangers For Headsets, NFPA Each, 1900 Qty, - 05 | 5 |
| 180 | 0559156 | | Location, Headset Hangers - Driver Seat, Officer Seat, DS Inbrd, Fwrd Fcng Seat, PS Inbrd, Fwrd Fcng Seat and PS Outbrd, Rear Fcng Seat Install Customer Provided Two-Way Radio(s) Qty, - 01 | 1 |
| 181 | 0062356 | | Location - On forward engine tunnel mounting plate with speaker mounted next to radio and facing officer. Match location from previous Scottsdale jobs. Radio to be powered battery direct. Antenna Mount, Variable Thickness, Custom Qty, - 01 | 4 |
| 182 | 0808632 | SP | Location - TWO (2) ON PASSENGER SIDE CAB ROOF FOR MDT ANTENNAS AND TWO ON DRIVER SIDE ROOF FOR MOBILE RADIO AND FUTURE USE. ALL CABLES ROUTED TO FRONT EDGE OF ENGINE TUNNEL BELOW MOUNTING PLATE. Camera System, Ramco Renegade, LS Mux, RS, LS, R, One-Eleven Mirrors Qty, - 04 | 1 |
| 183 | 0814865 | | Camera System Audio - Speaker Near Drivers Knee (VEL/IMP/Dash CF ONLY) | |
| 184 | 0896458 | | Camera, Switcher, Ramco Renegade, 4 channel, AHD, CVBS | 1 |
| 185 | 0896456 | | Pierce Command Zone, Advanced Electronics & Control System, Vel WiFi CZT | 1 |
| 186 | 0816093 | | Color, Antenna - White Antenna Module Housings - See Through Housings with LED Cuircuit Indicators | |
| 187 | 0730603 | | Prognostics, Electrical System | 1 |
| 188 | 0079211 | | ClearSky Telematics, Remote Fleet & On-scene Management, AT&T Commercial | 1 |
| 189 | 0008621 | | Subscription, Telematics - 3 Year Subscription | |
| 190 | 0123174 | | Electrical System, Velocity ESP, Cummins, Paccar | 1 |
| 191 | 0813848 | | Batteries, (6) Stryten/Exide Grp 31, 950 CCA each, Threaded Stud | 1 |
| 192 | 0814893 | | Battery System, Single Start, All Custom Chassis | 1 |
| 193 | 0814942 | | Battery Compartment, Imp/Vel | 1 |
| 194 | 0507624 | | Charger, Sngl Sys, IOTA, DLS-75, 75 amp, IQ4 Controller | 1 |
| 195 | 0026800 | | Location, Body, Charger, Front Side Compartment, LS Location, Comp Body - High On Left Wall | |
| 196 | 0764491 | | Location, Cab, Ind/Remote, Driver's Seat with Bracket | 1 |
| 197 | 0092582 | | Shoreline, 30A 120V, Kussmaul Auto Eject, 091-159-30-120, Super Qty, - 01 | 1 |
| 198 | 0780484 | | Color, Kussmaul Cover - c) white | |
| 199 | 0648425 | | Connection, Shoreline - Battery Charger and all 120V receptacles | |
| 200 | 0768311 | | Shoreline Location | 1 |
| 201 | 0736083 | | Location, Shoreline(s) - DS Cab Side | |
| 202 | 0647993 | | Alternator, 420 amp, Leece-Neville BLP4003 | 1 |
| | | | Load Manager/Sequencer, MUX | 1 |
| | | | Enable/Disable Hi-Idle - e)High Idle enable | |
| | | | Headlights, Rect LED, HiViz FT-4X6-4KIT, AXT/DCF/Enf/Imp/Sab/Vel | 1 |
| | | | Light, Directional, WIn 600 Cmb, Cab Crn, Imp/Vel/AXT/Qtm/DCF | 1 |
| | | | Color, Lens, LED's - m)match LED's | |
| | | | Light, Directional/Marker, Intermediate, Truck-Lite 30375Y Grm Mt LED 2lts | 1 |
| | | | Lights, Clearance/Marker, Side, P25 LED 2 Lts, Others With Visor Lt | 1 |
| | | | Lights, Clearance/Marker/ID, Platform, P25 LED, 5 Lts | 1 |
| | | | Light Guard - With Guard | |

| Line | Option | Type | Option Description | Qty |
|------|---------|------|--|-----|
| 203 | 0511569 | | Lights, Clearance/Marker/ID, Rear, P25 LED 7Lts | 1 |
| | | | Light Guard - Without Guard | |
| 204 | 0602938 | | Light, Marker End Outline, Rubber Arm, LED Marker Lamp, Rear Body | 1 |
| | | | Qty, Lights, Pair - 1 | |
| 205 | 0804514 | | Lights, Tail, Wln M62BTT* Red Stop/Tail & M62T* Amber Dir Arw For Hsg | 1 |
| | | | Color, Lens, LED's - Match | |
| | | | Flash Pattern, Directional Lts - Steady On (Arrow) | |
| 206 | 0806466 | | Lights, Backup, Wln M62BU, LED, For Tail Lt Housing | 1 |
| 207 | 0889577 | | Bracket, License Plate & Light, P25 LED, Stainless Brkt | 1 |
| | | | Color, Trim - Chrome Housing | |
| 208 | 0556842 | | Bezels, Wln, (2) M6 Chrome Pierce, For mtg (4) Wln M6 lights | 1 |
| 209 | 0589905 | | Alarm, Back-up Warning, PRECO 1040 | 1 |
| 210 | 0804659 | | Lights, Cornering/Scene, Wln M62BU, 1st | 2 |
| | | | Location - one each side lower front cab corners, below M6 warning light to match locations on previous units. | |
| | | | Qty, - 02 | |
| | | | Color, Trim - Chrome Trim | |
| 211 | 0758571 | | Lights, Perimeter Cab, CLC-1049-12-AL LED 4Dr, Pwr Step, Vel/Imp | 1 |
| 212 | 0617866 | | Lights, Perimeter Pump House, Truck-Lite 6060C LED 2lts | 1 |
| 213 | 0616272 | | Lights, Perimeter Body, Truck-Lite 6060C LED 2ts, Turntable Access | 1 |
| | | | Control, Perimeter Lts - Parking Brake Applied | |
| 214 | 0896454 | | Enhanced Software for Perimeter Lts | 1 |
| 215 | 0762177 | | Light, Visor, HiViz, FT-B-72-ML-*, Cntl Feat, Flush w/Cab | 1 |
| | | | Control, Scene Lts - Cab Sw, LS Progressive to Outside | |
| | | | Color, Lt Housing HiViz - White | |
| 216 | 0736731 | | Lights, HiViz FT-GESM LED 1st | 1 |
| | | | Location - driver side of cab above crew cab window | |
| | | | Qty, - 01 | |
| | | | Control, Scene Lts - Cab Sw Panel DS and Pump Panel Sw LS | |
| | | | Color, Lt Housing HiViz - Crm Opt Hold, Crm Bez, Wht Fix | |
| 217 | 0736729 | | Lights, HiViz FT-GESM LED 2nd | 1 |
| | | | Location - passenger side of cab above crew cab window | |
| | | | Qty, - 01 | |
| | | | Control, Scene Lts - Cab Sw Panel DS and Pump Panel Sw LS | |
| | | | Color, Lt Housing HiViz - Crm Opt Hold, Crm Bez, Wht Fix | |
| 218 | 0762585 | | Lights, HiViz FT-MB-2.27-*-* , 30.20", 1st | 2 |
| | | | Location - on driver side body catwalk one forward adjacent to cord reel and one rear ward centered above LS1/LS2 | |
| | | | Qty, - 02 | |
| | | | Control, Scene Lts - DS Scene Lts | |
| | | | Color, Lt Housing HiViz - White | |
| | | | Scene Light Optics - combination | |
| 219 | 0768543 | | Lights, HiViz FT-MB-2.9-*-* 11.10", 1st | 2 |
| | | | Location - on rear body wedge bracket, one each side of traffic advisor | |
| | | | Qty, - 02 | |
| | | | Control, Scene Lts - Cab Sw Panel DS, Pump Panel Sw LS and Body Switch, DS Rear SS | |
| | | | Color, Lt Housing HiViz - White | |
| | | | Scene Light Optics - combination | |
| 220 | 0762577 | | Lights, HiViz FT-MB-2.27-*-* , 30.20", 2nd | 2 |
| | | | Location - on passenger side body catwalk one forward adjacent to cord reel and one rear ward centered above LS1/LS2 | |
| | | | Qty, - 02 | |
| | | | Control, Scene Lts - RS Scene Lts | |
| | | | Color, Lt Housing HiViz - White | |
| | | | Scene Light Optics - combination | |
| 221 | 0898617 | | Lights, Hose Bed, Sides, Dual Strips, 45 Ends | 1 |
| | | | Control, Hose Bed Lts - Cup Switch At Rear SS | |
| 222 | 0709438 | | Lights, Walk Surf, FRP Flood, LED | 1 |
| 223 | 0553741 | | Aerial, Platform 100', PUC, Alum Body | 1 |
| 224 | 0554269 | | Body Skirt Height, 18" | 1 |
| 225 | 0563186 | | Tank, Water, 300 Gallon, Poly, Ascendant Tandem, PAL, PAP, Notched, PUC | 1 |
| 226 | 0003405 | | Overflow, 4.00" Water Tank, Poly | 1 |
| 227 | 0028104 | | Foam Cell Required | 1 |

| Line | Option | Type | Option Description | Qty |
|------|---------|------|--|-----|
| 228 | 0003429 | | Not Required, Direct Tank Fill | 1 |
| 229 | 0751577 | | Hose Bed, Aluminum, Trough Style, 2G Aerial Location, driver's/passenger's/center - Right Side Door, Material & Finish, Access - smooth aluminum Latch, Door, Access - lift and turn latch | 1 |
| 230 | 0723547 | | Painted Hose Bed/Cargo Area Paint Color, Hose Bed Interior - Match Lower Body | 1 |
| 231 | 0003492 | | Hose Bed Capacity, Special Amount, Ascendant, 100AAT, PAP, PAL Capacity, Hosebed - 800' 4" LDH supply hose | 1 |
| 232 | 0591017 | | Hose Restraint, Hose Bed, Aerial, Front Velcro Strap, Top | 1 |
| 233 | 0639663 | SP | Hose Bed, Feed out Trough, Deflector, Gusset | 1 |
| 234 | 0628835 | SP | Deflector, S/S, Rear of Upper Hose Bed Location - left side rear of hosebed Material - Stainless Steel, Brushed | 1 |
| 235 | 0670766 | | Running Boards, Flip Out, PUC, Aerial | 1 |
| 236 | 0735592 | | Turntable Steps-Morton Cass, Swing Down, LS/RS, w/Rsd Ped, AscendTA, PAL, PAP, HndhdCut Step, Flip - Flip Step, Two Step Assembly | 1 |
| 237 | 0892656 | | Lights, Step (6), P25 LED, Each Side Control, Scene Lts - Park Brake Color, Trim - Chrome Housing | 1 |
| 238 | 0690023 | | Wall, Rear, Smooth Aluminum | 1 |
| 239 | 0029503 | | Tow Eyes (2), Painted Lower Job Color, Aerial | 1 |
| 240 | 0013639 | | Construction, Compt, Alum, PAP | 1 |
| 241 | 0505655 | | Compt, LS F/H F/D, Roll Drs, w/o Chute, w/Cord Reel, 100' PAP Hinge Location - Top Door, Material & Finish, Stabilizer - Polished Stainless Steel Latch, Door, Access - SouthCo C2 chrome raised | 1 |
| 242 | 0098907 | | Compt, LS Turntable, F/H F/D, Roll/Lift Drs, 8" Raised, 100' PAP | 1 |
| 243 | 0023672 | | Compt, IPO Stairs, Not Required, LS | 1 |
| 244 | 0505666 | | Compt, RS F/H F/D, Roll Drs, w/Chute, w/Cord Reel, 100' PAP Hinge Location - Top Door, Material & Finish, Stabilizer - Polished Stainless Steel Latch, Door, Access - SouthCo C2 chrome raised | 1 |
| 245 | 0586998 | | Compt, RS Turntable, F/H, Roll/Lift Drs, 8" Raised, 100' PAP | 1 |
| 246 | 0023673 | | Compt, IPO Stairs, Not Required, RS | 1 |
| 247 | 0638495 | | Doors, Lap/Amdor Rollup, Aluminum, Side Compartments Qty, Door Accessory - 06 Color, Roll-up Door - AMDOR Painted to Match Lower Body Latch, Roll-up Door - Locking, 751, Cabs, AXT/Qtm/Dash CF/Saber FR/Enf | 6 |
| 248 | 0552955 | | Blister, Compts in Front of Rear Axle, To Clear Firemaax Suspension | 1 |
| 249 | 0598811 | SP | Bumper, Rear, 8" Counterweight, w/Treadplate Cover, Notch, PAP | 1 |
| 250 | 0603711 | | Guard, Drip Pan, S/S, Rollup Door, Aerial Qty, Door Accessory - 08 Location, Door Guard/Drip Pan - LS1, LS3 Over Wheel, LS4, LS6, RS1, RS3 Over Wheel, RS4 and RS6 | 8 |
| 251 | 0641826 | | Electric Door Locks, Body Doors, Amdor Location - below RS EMS compartment bottom edge Location, Door Accessory - RS6 Qty, - 01 | 1 |
| 252 | 0732709 | | Pull Strap for Rollup Doors, Special Length Qty, Door Accessory - 08 Location, Door Accessory - all side body roll doors, including pump operator panel Color, Strap - Black Length, Pull Strap - 18.00" | 8 |
| 253 | 0682146 | | Pull Strap for Rollup Doors, w/Hook & Loop Retainer Qty, Door Accessory - 02 Location, Door Accessory - Both crosslay doors | 2 |
| 254 | 0603083 | | Lights, Compt, Pierce LED, Dual Light Strips, Each Side Dr, Ascend TA, 75' HAL, PAP, HDL Qty, - 09 Location, Compartment Lights - All Body Compts | 9 |

| Line | Option | Type | Option Description | Qty |
|------|---------|------|---|-----|
| 255 | 0793852 | SP | Fasteners, Mechanical, Strip Lighting In Compartments, Additional Location, Lights - in each compartment to secure the wiring so it's not loose, match job 36874 Qty, - 10 | 10 |
| 256 | 0745140 | | Lights, Cargo/Dunnage, Dual LED Light Strip, Under Rear Flange Control, Scene Lts - Park Brake | 1 |
| 257 | 0603420 | | Shelf Tracks, Painted, Aerial Qty, Shelf Track - 06 Location, Shelf Track - LS1, LS4, RS1, RS3, RS4 and RS6 | 6 |
| 258 | 0600289 | | Shelves, Adj, 500 lb Capacity, Full Width/Depth, Predefined Locations, Aerial Qty, Shelf - 08 Material Finish, Shelf - Painted - Spatter Gray Location, Shelves/Trays, Predefined - RS3-Centered, RS4-Lower Third, RS6-Lower Third, RS6-Upper Third, RS4-Upper Third, RS1-Upper Third, LS4-Upper Third and LS1-Upper Third | 8 |
| 259 | 0589413 | | Tray, 250 lb Slide-out, 2" Sides - Adj. Height, Max Width/Depth Location - LS4 to match 29742 Qty, Tray (slide-out) - 01 Material Finish, Tray - Painted - Spatter Gray | 1 |
| 260 | 0709692 | | Tray, 215 lb, Tilt/Slide-Out, 30 Deg, Adj, Predefined Locations Qty, Tray (slide-out) - 01 Location, Shelves/Trays, Predefined - LS1-Centered Material Finish, Tray - Painted - Spatter Gray | 1 |
| 261 | 0603763 | | Tray, Floor Mounted, Slide-Out, 500lb, 2.00" Sides, 2G Aerial Qty, - 01 Location, Tray Slide-Out, Floor Mounted - RS1 Material Finish, Tray - Painted - Spatter Gray | 1 |
| 262 | 0540317 | | Toolboard, Swing-out, Alum, .188", Peg Board Qty - 1 Location, Pivot - Front Mounting, Toolboard - Stationary Hole Diameter, Pegboard/Toolboard - .203" diameter Finish, Pegboard/Toolboard - Painted - Spatter Gray Location, Toolboard - LS3 - Full Height/Width | 1 |
| 263 | 0004005 | | Aluminum Treadplate on Compartment Floor Location - RS4 Qty, Comp. Accessory - 01 | 1 |
| 264 | 0659383 | | Matting, Turtle Tile w/Ramp, Compartment Floors Location - LS1, LS2, LS3, LS4, LS5 (pump panel), RS2, RS3 & RS5 Qty, Comp. Accessory - 08 Color - 1) black Color, Tile Edge - black | 8 |
| 265 | 0028026 | | Matting, Turtle Tile, Compartment Shelving Only Location - all shelves and trays in body compartments Qty, Shelf - 11 Color - 1) black | 11 |
| 266 | 0009729 | | Pac Trac, Installed on Compartment Walls Location - back wall of LS2 Qty, Comp. Accessory - 01 | 1 |
| 267 | 0755638 | | Pegboard, Back Wall Mounted, 3/16" Alum, Full Height Compt Qty, Comp. Accessory - 02 Hole Diameter, Pegboard/Toolboard - .203" diameter Finish, Pegboard/Toolboard - Painted - Spatter Gray Location, Compartment, Predefined - LS3 and LS4 | 2 |
| 268 | 0050308 | | Rear of Body, Smooth Aluminum Sheet | 1 |
| 269 | 0027090 | | Tracks, Equipment Mounting, Horizontal Location - 2 tracks on the rear wall(torque box) of compartment LS1, top track 6" down from the inside top of the compartment and the 2nd 12" down from the inside top of the compartment match 29742 Qty, Shelf Track - 01 | 1 |
| 270 | 0004016 | | Rub Rail, Aluminum Extruded, Side of Body | 1 |
| 271 | 0802979 | | Fender Crowns, Rear, S/S,Removable Fender Liner,Aerial,2G,Two Pair,Wider Than St Material Finish, Fender Liner - Painted Lower Body | 1 |
| 272 | 0519849 | | Not Required, Hose, Hard Suction | 1 |

| Line | Option | Type | Option Description | Qty |
|------|---------|------|---|-----|
| 273 | 0527021 | | Handrails Located @ Front Body | 1 |
| 274 | 0804249 | | Compt, Equipment/Air Pack, Between Tandems, Bolt-In, Aerial Qty, - 01 Door Finish, Fender Compt - Brushed Location, Fender Compt - RS Latch, Air Bottle Compt - Southco C2 Chrome Raised Insert, Air Bottle Compt - Dura-Surf Lining Door Type - drop down with support cable | 1 |
| 275 | 0802986 | | Compt, Air Bottle, Between Tandems, Four (4) Bottles, w/ Straps, Bolt-In, Aerial Qty, Air Bottle Comp - 1 Door Finish, Fender Compt - Brushed Location, Fender Compt - LS Latch, Air Bottle Compt - Southco C2 Chrome Raised, Pair Insert, Air Bottle Compt - Dura-Surf Lining Door Type - drop down with support cable | 1 |
| 276 | 0804448 | | Compt, Extinguisher, Fender, 9.00" Square, Bolt-In, Tandem Aerials Qty, - 02 Door Finish, Fender Compt - Brushed Location, Fender Compt - Single - LS Fwd and Single - RS Fwd Latch, Air Bottle Compt - Southco C2 Chrome Raised Insert, Air Bottle Compt - Dura-Surf Lining | 2 |
| 277 | 0004218 | | Ladder, 35' Duo-Safety 1200A 2-Sect Qty, - 1 | 1 |
| 278 | 0049151 | | Ladder, 35' Duo-Safety 1200A 2-Section | 1 |
| 279 | 0004232 | | Ladder, (2) 16' Duo-Safety 875A Roof | 1 |
| 280 | 0044235 | | Ladder, 16' Duo-Safety 875A Roof Qty, - 1 | 1 |
| 281 | 0004233 | | Ladder, 14' Duo-Safety Fresno 701 Qty, - 1 | 1 |
| 282 | 0004246 | | Ladder, 10' Duo-Safety Folding, 585A Qty, - 01 Location, Folding Ladder Aerial - torque box | 1 |
| 283 | 0592248 | | Ladders Stored in Torque Box, Amdor Roll, Ascendant TA, PAL, PAP Color, Roll-up Door - AMDOR Satin Aluminum | 1 |
| 284 | 0555242 | SP | Box, Poly, Storage, 6.25" High ID, Torque Box Location - ladder storage compt stored on trough for Para Tech Jacks match 29742 Color - 1) black | 1 |
| 285 | 0761257 | | Lights, Torque Box Ladder Storage, Truck-Lite 44308C 2lts, LED Grommet Mt, Round 4" | 1 |
| 286 | 0733441 | SP | Trough, S/S, Jack/Strut Storage Location - match 29742 Qty, - 01 Size - match 29742 | 1 |
| 287 | 0560151 | SP | Hook, Rubbish 10' Nupla, RH-10DA, w/D Handle Location - aerial fly section Qty, Pike Poles - 1 | 1 |
| 288 | 0069338 | | Pike Pole, 8' Nupla, Vent Hook, RH-8DA, w/D Handle Location - torque box ladder storage Qty, Pike Poles - 1 | 1 |
| 289 | 0084317 | | Not Required, Pole, Pike, 12' | 1 |
| 290 | 0009048 | | Pike Pole, 8' Fire Hooks Unlimited, Fiberglass, APH-8', Gas Shut Off Qty, - 01 | 1 |
| 291 | 0551173 | | Pike Pole, 6' Fire Hooks Unlimited, Fiberglass, APH-6', Gas Shut Off Qty, - 01 | 1 |
| 292 | 0014343 | | Not Required, Pike Pole, 3' | 1 |
| 293 | 0003071 | | Pike Pole, 6' Nupla, Roof Vent Hook, RH-6DA, w/Aluminum D Handle Qty, - 01 | 1 |
| 294 | 0806593 | SP | Pike Pole, 10' Fire Hooks Unlimited, Fiberglass, Gas Shut Off, UH-10 Qty, - 02 location, pike pole - torque box storage rack | 2 |
| 295 | 0745007 | SP | Pike Pole, 6' Fire Hooks Unlimited, Fiberglass, UH-6, Gas Shut Off Qty, - 02 | 2 |

| Line | Option | Type | Option Description | Qty |
|------|---------|------|---|-----|
| 296 | 0806595 | SP | Pike Pole, 8' Fire Hooks Unlimited, Fiberglass, UH-8, Gas Shut Off Qty, - 02 | 2 |
| 297 | 0806594 | SP | Pole, Pike 12' Fire Hooks Unlimited, Fiberglass, UH-12, Gas Shut Off Qty, - 01 | 1 |
| 298 | 0770578 | | Pike Pole Tubes, in Torque Box/Ladder Storage, ABS Qty, - 09 | 9 |
| 299 | 0657484 | | Trough for D-Handled Pike Pole, Aluminum Location - in ladder torque box storage, match 29742 Qty, Pike Pole Tubes - 02 | 2 |
| 300 | 0024388 | | No Steps Required, Front Of Body | 1 |
| 301 | 0553873 | | Pump Operators Panel & Module, Aluminum, Control Zone, Ascendant/PAL/PAP PUC | 1 |
| 302 | 0520016 | | Not Required, Pumphouse Structure, PUC | 1 |
| 303 | 0889383 | | Pump, Pierce, 2000 GPM, Single Stage, PUC-NG | 1 |
| 304 | 0515822 | | Seal, Mechanical, Silicon Carbide, PUC Pump | 1 |
| 305 | 0802234 | | Gear Case, Integrated Pump Transmission, PUC-NG, Cummins | 1 |
| 306 | 0501370 | | Pumping Mode, Stationary Only, No Cab Gauges, PUC | 1 |
| 307 | 0515829 | | Pump Shift, Sure-Shift | 1 |
| 308 | 0515833 | | Transmission Lock-up, Not Req'd, Park to Neutral, Pump, PUC | 1 |
| 309 | 0515835 | | Auxiliary Cooling System, PUC | 1 |
| 310 | 0014486 | | Not Required, Transfer Valve, Single Stage Pump | 1 |
| 311 | 0746501 | | Valve, Relief Intake, Elkhart Qty - 1 Pressure Setting - 125 psig Intake Relief Valve Control - Behind Right Side Pump Panel | 1 |
| 312 | 0724463 | | Controller, Pressure, Pierce LCD, PUC Pressure Governor Throttle Control - Clockwise Pressure Governor Default Mode - No Mode/Default Press Setting | 1 |
| 313 | 0072153 | | Primer, Trident, Air Prime, Air Operated | 1 |
| 314 | 0780359 | | Manuals, Pump, (2) Total, Electronic Copies, Pierce PUC Pump | 1 |
| 315 | 0602496 | | Plumbing, Stainless Steel and Hose, Single Stage Pump, PUC | 1 |
| 316 | 0795135 | | Plumbing, Stainless Steel, w/Foam System | 1 |
| 317 | 0517852 | | Inlets, 6.00" - 1250-2000 GPM, Pierce PUC Pump | 1 |
| 318 | 0014650 | | Pump Suction Tube(s), Short, All | 1 |
| 319 | 0812672 | | Valve, Weco, w/Relief, RS Main Inlet, 6", Elec, Akron 9333 Cont, w/O-ride,PUC Pressure Setting - 125 psig Relief Valve, Inlet - Akron Style 53 | 1 |
| 320 | 0812671 | | Valve, Weco, w/Relief, LS Main Inlet, 6", Elec, Akron 9333 Cont, w/O-ride,PUC Pressure Setting - 125 psig Relief Valve, Inlet - Akron Style 53 | 1 |
| 321 | 0699096 | | Not Required, Cap, Main Pump Inlet, Included w/Storz Adapter | 1 |
| 322 | 0084610 | | Valves, Akron 8000 series- All | 1 |
| 323 | 0520002 | | Valve, Inlet(s) Recessed, Side Cntrl, PUC Qty, Inlets - 1 | 1 |
| 324 | 0004700 | | Control, Inlet, at Valve | 1 |
| 325 | 0004660 | | Inlet (1), Left Side, 2.50" | 1 |
| 326 | 0029147 | | Not Required, Inlet, Right Side | 1 |
| 327 | 0065730 | | Adapter, Side Inlet, 6" FNST x 4" Storz W/ Cap Qty, Adapter for Inlet - 2 Location, driver's/passenger's/center - Left & Right | 2 |
| 328 | 0521137 | | Anode, Zinc, Pair, Pump Inlets, PUC | 1 |
| 329 | 0092569 | | No Rear Inlet (Large Dia) Requested | 1 |
| 330 | 0064116 | | No Rear Inlet Actuation Required | 1 |
| 331 | 0092696 | | Not Required, Cap, Rear Inlet | 1 |
| 332 | 0009648 | | No Rear Intake Relief Valve Required on Rear Inlet | 1 |
| 333 | 0092568 | | No Rear Auxiliary Inlet Requested | 1 |
| 334 | 0723049 | | Valve, .75" Bleeder, Aux. Side Inlet, "T" Swing Handle | 1 |
| 335 | 0687424 | | Tank to Pump, (1) 3.00" Valve, 4.00" Plumbing, 3.00" Tank Outlet, Aerial PUC | 1 |
| 336 | 0601687 | | Outlet, Tank Fill, 2", PUC | 1 |
| 337 | 0766941 | | Control, Outlets, Swing Handle, Elec Right Outlets Akron 9335 w/Press Disp, PUC | 1 |
| 338 | 0516755 | | Outlet, Left Side, 2.50" (2), PUC | 1 |
| 339 | 0055095 | | Not Required, Elbow, Left Side Outlets, 2.50" | 1 |

| Line | Option | Type | Option Description | Qty |
|------|---------|------|--|-----|
| 340 | 0092570 | | Not Required, Outlets, Left Side Additional | 1 |
| 341 | 0035094 | | Not Required, Elbow, Left Side Outlets, Additional | 1 |
| 342 | 0766761 | | Outlet, Right Side, 2.50", (1), Electric Akron 9335 Controller, PUC Qty, Discharges - 01 | 1 |
| 343 | 0021134 | | Not Required, Elbow, Right Side Outlets | 1 |
| 344 | 0092571 | | Not Required, Outlets, Right Side Additional | 1 |
| 345 | 0089584 | | Not Required, Elbow, Right Side Outlets, Additional | 1 |
| 346 | 0818640 | | Outlet, Large Diameter, Right Side, Akron Valve, PUC Outlet, Large Diameter, Plumbing - 4.00" Outlet, Large Diameter, NST Adapter - 4.00" MNST Outlet, Large Diameter, Valve Actuation - PUC Akron 9335 w/PSI | 1 |
| 347 | 0586649 | | Adapter, 4.00" FNST x 4.00" Storz w/Cap and Cable | 1 |
| 348 | 0649939 | | Outlet, Front, 1.50" w/2" Plumbing Fitting, Outlet - 1.50" NST with 90 degree swivel Drain, Front Outlet - Automatic Location, Front, Single - top of left bumper | 1 |
| 349 | 0092575 | | Not Required, Outlet, Rear | 1 |
| 350 | 0045099 | | Not Required, Elbow, Rear Outlets | 1 |
| 351 | 0092574 | | Not Required, Outlet, Rear, Additional | 1 |
| 352 | 0085695 | | Not Required, Elbow, Rear Outlets, Large, Additional | 1 |
| 353 | 0092573 | | Not Required, Outlet, Hose Bed/Running Board Tray | 1 |
| 354 | 0752096 | | Caps/Plugs for 1.00" to 3.00" Discharges/Inlets, Vinyl Covered Cable | 1 |
| 355 | 0723042 | | Valve, 0.75" Bleeder, Discharges, "T" Swing Handle | 1 |
| 356 | 0029106 | | Not Required, Deluge Outlet | 1 |
| 357 | 0029302 | | No Monitor Requested | 1 |
| 358 | 0029304 | | No Nozzle Req'd | 1 |
| 359 | 0029107 | | No Deluge Mount | 1 |
| 360 | 0527482 | | Waterway Outlet & Control, PUC | 1 |
| 361 | 0739945 | | Crosslay Module, Full Width, Boom Compartment, Roll Up Doors, Aerial, PUC | 1 |
| 362 | 0750897 | | Doors, Crosslay, Roll-up Amdor, Each End, Full Height, PUC Color, Roll-up Door - AMDOR Satin Aluminum Latch, Roll-up Door - Non-Locking Liftbar Drip Pan - Drip Pan Required Paint Break, PUC Crosslay Door - Not Required | 1 |
| 363 | 0750916 | | Crosslays, (2) 1.50", W/Poly Trays, PUC Crosslay/Deadlay/Speedlay Capacity 1 - 200' of 1.75" double jacket hose | 1 |
| 364 | 0750900 | | Crosslay, (1) 2.50", W/Poly Trays, PUC Crosslay/Deadlay/Speedlay Capacity 1 - 200' of 2.50" double jacket hose | 1 |
| 365 | 0661221 | | Tray(s), Poly, Special Size, IPOS Location - both lower crosslay trays Qty, - 02 Size - 1" wider than standard, trays to be 7.5" wide | 2 |
| 366 | 0822465 | | Foam Sys, Husky 12, Single Agent, PUC NG, PTO, Multi Select Feature Discharge, Foam Locations - Crosslay Lower Rear, Crosslay Lower Front, Crosslay Upper Front and Front Bumper Center | 1 |
| 367 | 0012126 | | Not Required, CAF Compressor | 1 |
| 368 | 0552481 | | Refill, Foam Tank, Single Tank, Husky 12, Class A Foam | 1 |
| 369 | 0031896 | | Demonstration, Foam System, Dealer Provided | 1 |
| 370 | 0530519 | | Foam Cell, 30 Gallon, Not Reducing, PUC Type of Foam - Class "A" Foam, Brand Name - TBD | 1 |
| 371 | 0505016 | | Drain, 1.00", Foam Tank #1, Husky 12 Foam System | 1 |
| 372 | 0091079 | | Not Required, Foam Tank #2 | 1 |
| 373 | 0091112 | | Not Required, Foam Tank #2 Drain | 1 |
| 374 | 0738111 | | Approval Dwg, All Pump Panel(s), Includes Color And Label Tags, FLEET Num Of Truck(s) or Sim Unit, ALL Pump Pnl, Dwg - 29742 | 1 |
| 375 | 0032479 | | Pump Panel Configuration, Control Zone | 1 |
| 376 | 0579545 | | Step, Slide-Out/Fold-Out, Pump Operator Platform, Aerial PUC | 1 |
| 377 | 0769430 | | Light, Slide-Out Pump Operator Step, Amdor AY-LB-12HW020, Short Step | 1 |
| 378 | 0516975 | | Material, Pump Panels, Operators Brushed Stainless, Sides Brushed Stainless, PUC | 1 |
| 379 | 0516978 | | Pump and Plumbing Access, Simple Tilt Service, PUC | 1 |

| Line | Option | Type | Option Description | Qty |
|------|---------|------|---|-----|
| 380 | 0762398 | | Light, Pump Compt, Amdor 40" LED AY-LB-12HW040 w/Switch Location - right side of pump compartment | 1 |
| 381 | 0516983 | | Gauges, Engine, Included With Pierce Pressure Controller, PUC | 1 |
| 382 | 0005601 | | Throttle, Engine, Incl'd w/Press Controller | 1 |
| 383 | 0739224 | | Indicator Light @ Pump Panel, Throttle Ready, Incl w/Pressure Gov/Throttle,Green | 1 |
| 384 | 0549333 | | Indicators, Engine, Included with Pressure Controller | 1 |
| 385 | 0665982 | | Gauges, 4.00" Master, Class 1, 30"-0-400 psi | 1 |
| 386 | 0511100 | | Gauge, 2.00" Pressure, Class 1, 30"-0-400psi | 1 |
| 387 | 0750526 | | Gauge, Water Level, Pierce, In pressure Controller, Lt Driver | 1 |
| 388 | 0750438 | | Water Level Gauge, WIn PSTANK2, LED 1-Light, 4-Level Qty, - 02 Activation, Water Level G - pb) parking brake is applied Location, Water Level Gauge, Multi-Select - Each Side Custom Cab Color, Trim - Chrome Trim | 2 |
| 389 | 0604354 | | Gauge, Foam Level, FRC, Tank Vision Pro, WLA 360-A00, Class "A" | 1 |
| 390 | 0653081 | | Light, Pump Operator & Panel, Side Ctrl, PUC, 60354C LED Cab & LED OH Chr Cvr | 1 |
| 391 | 0606694 | | Air Horns, (2) Hadley, 6" Round, eTone, In Bumper | 1 |
| 392 | 0606832 | | Location, Air Horns, Bumper, Left Side, Outside Frame, Same Side (Pos #6 & #7) | 1 |
| 393 | 0757092 | | Control, Air Horn, Multi Select | 1 |
| 394 | 0757078 | | Control, Air Horn, Push Button Sw, RS | 1 |
| 395 | 0757081 | | Control, Air Horn, Ft Sw, LS | 1 |
| 396 | 0757084 | | Control, Air Horn, Horn Ring | 1 |
| 397 | 0533071 | | Siren, WIn 295SLSC1, 100 or 200 Watt, w/Plug-in/Detachable Microphone Cord | 1 |
| 398 | 0510206 | | Location, Elect Siren, Recessed Overhead In Console Location, Elec Siren - Overhead, DS Center Sw Pnl | 1 |
| 399 | 0076157 | | Control, Elec Siren, Horn Ring | 1 |
| 400 | 0601304 | | Speaker, (2) WIn, SA315P, w/Pierce Polished Stainless Steel Grille, 100 watt Connection, Speaker - siren head | 1 |
| 401 | 0601559 | | Location, Speaker, Frt Bumper, Recessed, Each Side, Inside Frame (Pos 3 & 5) | 1 |
| 402 | 0895310 | | Siren, Federal Q2B Finish, Q2B Siren - Chrome | 1 |
| 403 | 0006095 | | Siren, Mechanical, Mounted Above Deckplate Location, Siren, Mech - a) Left | 1 |
| 404 | 0748305 | | Control, Mech Siren, Multi Select | 1 |
| 405 | 0748282 | | Control Mech Siren, Ft Sw LS | 1 |
| 406 | 0731979 | | Control Mech Siren, Push Button Sw, Chrome, RS | 1 |
| 407 | 0740391 | | Sw, Siren Brake, Momentary Chrome Push Button, RS | 1 |
| 408 | 0746353 | | Not Required, Warning Lights Intensity | 1 |
| 409 | 0600732 | | Lightbar, WIn, Freedom IV-Q, 2-21.5", RBRBR RBRBR, 30 Deg Filter, Whl Freedom Ltbrs - No Filters | 1 |
| 410 | 0780966 | SP | Lights, Frnt Zn Upr, Pltform, WIn, M6 LED, 2-R, 2-W, 2 Mntr 4lts Location, Lights - Stacked 2 each side below dual monitors to match job 29742 Flange Kit - w)with flange Color, Lens, LED's - c)clear | 1 |
| 411 | 0759444 | SP | Lights, Basket, WIn, M6*, LED, Continuous Operation, E- Master, 2nd Location - one (1) pair each side of basket below reflective stripe, red forward and blue rearward to match location on job 29742 Color, Light - h) one red, one blue Qty, - 04 Color, Lens, LED's - Clear | 4 |
| 412 | 0691531 | | Cover, Opticom Emitter, Aluminum Treadplate | 1 |
| 413 | 0637056 | SP | Light, Tomar 3065-Chrome Emitter, Traffic Lt Controller, On Aerial Tip or Basket Opticom Priority - b) High Opticom Activation - Cab Switch & E-Master Momentary Opticom Activation - DS Switch | 1 |
| 414 | 0743350 | | Light, Front Zone, WIn 6RB** 6RB** 6RB** 6RB** LED, 4lts Q Bezel Color, Lens, LED's - Clear Color, Lt DS Frnt Outside - DS Front Outside Red Color, Lt PS Frnt Outside - PS Front Outside Red Color, Lt DS Front Inside - Left Blue Color, Lt PS Front Inside - Right Blue | 1 |

| Line | Option | Type | Option Description | Qty |
|------|---------|------|--|-----|
| 414 | | | Color, Q Bezel and Trim - Polished Chrome | |
| 415 | 0653937 | | Flasher, Headlight Alternating | 1 |
| 416 | 0898752 | | Headlt flash deactivation - a)w/high beam Lights, Side Zone Lower, WIn M6#, M6#, M6# Split Color 6Lts | 1 |
| | | | Location, Lights Mid - rear of crew cab door Location, Lights Rear - above rear axle Location, Lights Front Side - c)each side, front custom cab corner Color, Trim - Chrome Trim Color, Lt Side Frnt RS Cmb - Blue Red Color, Lt Side Frnt LS Cmb - Blue Red Color, Lt Side Mid LS Cmb - Blue Red Color, Lt Side Mid RS Cmb - Blue Red Color, Lt Side Rear RS Cmb - Blue Red Color, Lt Side Rear LS Cmb - Blue Red | |
| 417 | 0895994 | | Lights, Door Interior Flash, 4 Dr Cab, WIn M4** | 1 |
| | | | Color, Lens, LEDs - Match Color, Trim - Chrome Trim Control, Door Int Flash - None (Doors only) Location, Light, Door Int Flash - Low and Outside Color, Lt Cab Left - Red Flashing Color, Lt Cab Right - Red Flashing Color, Lt Crew Cab Left - Red Flashing Color, Lt Crew Cab Right - Red Flashing | |
| 418 | 0895435 | | Connectors, Door Interior Flash, 4Dr Cab, Deutsch Connectors | 1 |
| 419 | 0890326 | | Lights, Rear Zn Lwr, WIn M6# LED, Split Color, For Tail Lt Housing | 1 |
| | | | Color, Lt DS Rear Splt - Red Outside, Blue Inside Color, Lt PS Rear Splt - Red Outside, Blue Inside | |
| 420 | 0747386 | | Lights, Rear, WIn 6RB** LED, Features 1st | 2 |
| | | | Location - One (1) each side on rear body bulkhead between 4-place tail light bezel and upper lights as close to centered between lights as possible. Color, Light - f) blue Qty, - 02 Control, Light - a) rear upper warning Color, Lens, LED's - c)clear Color, Trim - Chrome Trim | |
| 421 | 0740407 | | Lights, Rear, WIn M6** LED, Features 1st | 2 |
| | | | Location - Lower rear inboard of the tail light cluster Qty, - 02 Color, Lights, Warning - Red Flashing Control, Light - c) rear lower warning Color, Lens, LED's - Clear Color, Trim - Chrome Trim | |
| 422 | 0738592 | | Light, Rear Zone Up, WIn MCFLED2*, 1Red, 1Blue, Clear lens | 1 |
| | | | Color, Lens, LED's - c)clear Color, Lt, Rear Upper DS - Red Color, Lt, Rear Upper PS - Blue | |
| 423 | 0006551 | | Not Required, Lights, Rear Upper Zone Blocking | 1 |
| 424 | 0759138 | | Bracket, 8" Ledge, Full Width Rear of Body, Ascendant Tandem, PAL/PAP | 1 |
| | | | Material, Bracket - Aluminum Treadplate | |
| 425 | 0791501 | | Light, Traffic Directing, WIn TAL65, 36" Long LED, Aerials | 1 |
| | | | Activation, Traffic Dir L - Not Connected | |
| 426 | 0530074 | | Location, TDL, On Top of Body Below Turntable w/Treadplate Box | 1 |
| 427 | 0530282 | | Location, Traf Dir Lt Controller, Overhead Switch Panel DS Right End | 1 |
| 428 | 0896099 | SP | Refrigerator, Mermaid MK-3.16 AZHH, Stainless Steel, KL1000 Lock, 10 Gauge Wire | 1 |
| | | | Location - Mounted on RS1 floor against LS sidewall. Compressor on top to be orientated so 13" side follows 24" deep side of cabinet, as far to the left as possible. Power feed to be 10 gauge wire to prevent overheating. Hinge Location - Bottom Location, Compressor - Top Compressor | |
| 429 | 0006646 | | Electrical System, 120/240VAC, General Design | 1 |
| 430 | 0529551 | | Generator, Harrison 10kW 10.0MAS-16R/D-11011/15/1, Hydraulic, Hotshift PTO | 1 |
| | | | Generator Interlocks - No Interlocks Location, Gen Info Panel - near breaker box | |

| Line | Option | Type | Option Description | Qty |
|------|---------|------|---|-----|
| 431 | 0517171 | | Location, Hydraulic Generator, Cargo Area, Front of Body, PRM/PUC | 1 |
| | | | Location, Generator - left side to match 29742 | |
| 432 | 0016752 | | Starting Sw, Truck Engine Powered Gen, Cab Sw Pnl | 1 |
| 433 | 0071054 | | Remote Start, Hydraulic Generator, PTO and Field - SAME SWITCH | 1 |
| | | | Location, Remote Start - b) pump panel | |
| 434 | 0016740 | | Not Required, Fuel System | 1 |
| 435 | 0016767 | | Not Required, Oil Drain Extension, Generator | 1 |
| 436 | 0520107 | | Circuit Breaker Panel, Included With PTO Generator, PUC | 1 |
| | | | Location, CB Panel - LS4 high on front wall | |
| 437 | 0076607 | | Circuit Breaker Box, Subfeed Box | 1 |
| | | | Location - LS4 adjacent to main breaker box | |
| 438 | 0745228 | | Pump, Thru-Pump, For Hydraulic Driven Devices | 1 |
| 439 | 0016771 | | Not Required, Routing Exhaust, Generator | 1 |
| 440 | 0066627 | | Reel, Elect Cable, Hannay, 1600, (4) Wire | 2 |
| | | | Qty, Cord Reels - 2 | |
| | | | Reel Guide - b) Captive roller | |
| | | | Finish, Reel - Painted Gray | |
| | | | Location, Electric Cord Reel - 2RIs in Front Stabilizer Compts | |
| 441 | 0066632 | | Cord, Electric, 10/4 Black, 4 Wire 1st | 2 |
| | | | Lengths of Elect Cord - 2 | |
| | | | Feet of Black Cord - d)200 | |
| | | | Connection, Cord - Hubbell 20A 120/240V Twst Lk | |
| 442 | 0619234 | | Box, Junc, Circle-D, 4Wire, 4-20A 120V TL | 2 |
| | | | Qty, - 02 | |
| | | | Connection, Electric Plug / Inlet (Male) - Pigtail, 20A, 120/240V, TL | |
| | | | Color, Electrical Junction Box, Circle D - Silver Hammertone | |
| 443 | 0779700 | | Receptacle, 15/20A 120V 3-Pr 3-Wr SB Dup, GFI, Interior Body | 3 |
| | | | Qty, - 03 | |
| | | | Location 1 - 2ea LS4 high right wall, 1ea RS6 high front wall | |
| | | | AC Power Source - Gen to Shoreline Transfer Switch | |
| | | | Cover, Receptacle - Interior SS Wall Plate(s) | |
| 444 | 0519934 | | Not Required, Brand, Hydraulic Tool System | 1 |
| 445 | 0649753 | | Not Required, PTO Driven Hydraulic Tool System | 1 |
| 446 | 0784643 | | Aerial, 100' Pierce Platform, 35 MPH Wind Rating, 400lb Tip Load Allowance | 1 |
| 447 | 0000042 | | Boom Support, Rear of the Chassis Cab | 1 |
| 448 | 0762413 | | Light, Boom Support, Amdor AY-LB-12HW012, 12" LED | 1 |
| 449 | 0799573 | | Boom Support Compt Included w/PUC Xlay Module Picked Separately, PUC | 1 |
| 450 | 0680820 | | Boom Panel, One, Sized to Match Opposite Side Box | 1 |
| | | | Location, Aerial Device - left side | |
| | | | Paint Color, Predefined - 252 white | |
| 451 | 0526885 | | Indicator, Extension, Inside and Outside Handrails, Every 10' | 1 |
| | | | Color - 2) red | |
| 452 | 0688232 | | Rung Covers, Aerial Device | 1 |
| | | | Rung Cover Color - Safety Yellow | |
| 453 | 0680785 | | Limited Retraction, Aerial | 1 |
| 454 | 0728977 | | Box,Stokes/Lyfe Bracket,w/Cover,Base Section,In Place of Boom Panel,w/Door Sw | 1 |
| | | | Finish - Painted, Job Color | |
| | | | Latch, Door, Storage - Butterfly Latch, Pair | |
| | | | Location, Aerial Device - right side | |
| | | | Louvers - no louvers | |
| | | | Size, Stokes Basket, Predefined - 86"L x 24"W x 8"H | |
| 455 | 0676785 | | Bracket Only, Rubbish Hook, Aerial Fly Section | 1 |
| | | | Pike Pole Make/Model - Nupla 10' Rubbish Hook | |
| 456 | 0784330 | SP | Brackets Only, Roof Ladder, Aerial Fly Section, Special Forward Mount | 1 |
| | | | Finish - DA Finish | |
| | | | Roof Ladder, Make/Model - 16' Duo-Safety 875-A | |
| 457 | 0623645 | | Aerial Stability Test, Maximum Tip Options | 1 |
| 458 | 0600934 | | Basket, PAP, Wide | 1 |
| | | | Aerial Basket Latch - LyfeLatch | |
| 459 | 0605979 | | Scabbard, Temporary Vent Saw Storage, DA Finish, 2nd | 1 |
| | | | Make/Model - Stihl MS460 | |
| | | | Length - 20.00" | |
| | | | Location, Aerial Basket - left | |

| Line | Option | Type | Option Description | Qty |
|------|---------|------|--|-----|
| 459 | | | Depth Gauge, Vent Saw - Without Depth Gauge | |
| 460 | 0662436 | | Scabbard, Temporary Vent Saw Storage, DA Finish | 1 |
| | | | Make/Model - Stihl MS460 | |
| | | | Length - 20.00" | |
| | | | Location, Aerial Basket - right | |
| 461 | 0677439 | | Depth Gauge, Vent Saw - Without Depth Gauge | |
| | | | Box, Hose Storage, Platform | 1 |
| | | | Qty, - 01 | |
| | | | Latch, Door, Storage - Butterfly Latch | |
| | | | Location, Aerial Basket - left | |
| | | | Cover - cover | |
| | | | Hose Size, Hosebox - 150' of 1.50" | |
| 462 | 0754365 | | Cover, MUX Display, Platform | 1 |
| | | | Latch, Door, Storage - Rubber Draw Latch | |
| | | | Material - Stainless Steel, Brushed | |
| 463 | 0601972 | | Lights, Turntable Walkway, P25, LED | 1 |
| 464 | 0601949 | | Light, Turntable Console, TecNiq T-10, LED Strip Light | 1 |
| 465 | 0682164 | | Cover, Around Aerial Rotation Bearing | 1 |
| | | | Material - treadplate | |
| 466 | 0732760 | | Basket Heat Shields | 1 |
| 467 | 0508717 | | Control Stations, 100' PAP, Color Display | 1 |
| 468 | 0680909 | | Stabilizers, Two Sets, PAP, Split Pan | 1 |
| | | | Material, Stabilizer Pad - Aluminum | |
| 469 | 0728961 | | Stabilizer Pan Material | 1 |
| | | | Stabilizer Panels - polished stainless steel | |
| 470 | 0530817 | | Aerial Stabilizer Pins | 1 |
| 471 | 0809974 | | Door, Stabilizer Control Box, MUX Aerials | 1 |
| | | | Latch, Door, Storage - Southco C2 Chrome Raised | |
| | | | Hinge Location - Outboard | |
| | | | Door, Material & Finish, Stabilizer - Smooth aluminum | |
| 472 | 0615057 | | Stabilizer Placement, Cameras w/Command Zone Color Display, 2 Sets | 1 |
| 473 | 0728142 | SP | Lights, Stabilizer Pad Locator, WIn Nano NP6B*, Special Recess, Camera Sw'd | 4 |
| | | | Qty, - 04 | |
| | | | Color, WIn Lt Housing - White Paint | |
| 474 | 0596621 | | Hydraulic System, 100' PAP | 1 |
| 475 | 0061893 | | Swivels, w/Encoder, PAL/PAP, 36 Collector Rings | 1 |
| 476 | 0784656 | | Electrical System, D Series, 100' PAP | 1 |
| 477 | 0804781 | | Aerial Scene Lts Separated into Aerial Tip Category and Aerial Tracking Category | 1 |
| 478 | 0897540 | SP | Lights, Tip, Selected From Different Category | 1 |
| 479 | 0764346 | | Lights, Tracking, HiViz FT-WL-X-9-* LED, 2lts | 1 |
| | | | Location, Sw, Arl DC Lts - m) 2 locations | |
| | | | Color, Lt Housing HiViz - White | |
| | | | Scene Lt Optics LH Base - Left Combination Flood and Spot | |
| | | | Scene Lt Optics RH Base - Right Combination Flood and Spot | |
| 480 | 0653737 | | Lighting, Rung, LED, TecNiq, 3 Section, Base, Mid, Fly | 1 |
| | | | Control, Aerial Rung Lighting - Aerial Master and Turntable Sw w/Master | |
| | | | Batt Sw | |
| | | | Color, Lt Aerial Fly Sect - Blue | |
| | | | Color, Lt Aerial Base Sect - Red | |
| | | | Color, Lt Aerial Mid Sect - White | |
| 481 | 0553299 | | Lights, Stabilizer Warn (2) Sets, WIn M6# Split LED, Clear Lens | 1 |
| | | | Color, Lt Fr Stb Pan Splt - b) Blue and Red | |
| | | | Color, Lt Rr Stb Pan Splt - b) Blue and Red | |
| 482 | 0068701 | | Lights, Grote Supernova LED, Stabilizer Beam, (2) Sets | 1 |
| 483 | 0762388 | | Lights, Stabilizer Scene, (2) sets, Amdor AY-LB-12HW012, LED | 1 |
| 484 | 0016930 | | 120 Volt To Tip, 20 Amp L5-20, Twistlock 2Rec PAP | 1 |
| 485 | 0897095 | SP | Light, HiViz, FT-WL-X-15-110-*-* , 120V, 28k Lum, Front of Basket, PAP | 1 |
| | | | Qty, - 01 | |
| | | | Location, Sw, Arl AC Lts - BB) 2 Pos | |
| | | | Color, Lt Housing HiViz - White | |
| | | | Scene Light Optics - Flood/Spot | |
| 486 | 0732136 | SP | Light, HiViz, FT-MB-18-TR-*-* , 120 to 24V Cnv, 25.2" Under Basket | 2 |
| | | | Qty, - 02 | |
| | | | Location, Sw, Arl AC Lts - M)2 Pos | |

| Line | Option | Type | Option Description | Qty |
|------|---------|------|---|-----|
| 486 | | | Location, Plat/Tip AC Lts - J) Under DS/PS Down Color, Lt Housing HiViz - Black Scene Light Optics - Flood/Spot | |
| 487 | 0606413 | SP | Light, HiViz, FT-SL-15-* -110, 120 Volt, FRC Side Mount, Pull Up @ Platform Qty, - 02 To Do Not Move Truck Lt - c) Connected to Lt Location, Sw, Arl AC Lts - C) 1 Pos Location, Plat/Tip AC Lts - C) Drvr and Pass Color, Lt Housing - White Scene Light Optics - Flood/Spot | 2 |
| 488 | 0737181 | | Intercom, 2-Way Fire Research ICA910 Hands Free | 1 |
| 489 | 0590098 | | Breathing Air to Tip, (1) 4500 PSI, 100' PAP Refill Hose - 50' Breathing Air Fitting - Hansen Breathing Air Mask Box - mask box platform rubber draw latch | 1 |
| 490 | 0024742 | | Not Required, Mask, Breathing Air To Tip | 1 |
| 491 | 0016936 | | Breathing Air To Turntable w/o Mask | 1 |
| 492 | 0567562 | | Raised Pedestal, 8.50", PAP, RMAP, AXT/Velocity, 2010 Engine | 1 |
| 493 | 0540605 | | Lyfe Brackets, 3-In-1, Used w/Duo-Safety 875 Ladders ONLY, Wide Basket Width - 19.00" | 1 |
| 494 | 0530826 | | Turntable Access, ManSaver Bars, Yellow | 1 |
| 495 | 0016950 | | Waterway, 100' PAP | 1 |
| 496 | 0016951 | | (2) Preconnects At Platform, PAP | 1 |
| 497 | 0726248 | SP | Monitors, (2), Elkhart Boa 2000 EXM2, Electric Nozzle, Monitor 1, PAP - Elkhart SM-2000E Electric 2000 gpm Nozzle, Monitor 2, PAP - Elkhart ST195 Tips/284A Shaper | 1 |
| 498 | 0086971 | | Flowmeter, Waterway, MUX, PAP | 1 |
| 499 | 0004836 | | Inlet, 5.00" at Rear w/ Pump, Ascendant Tandem, PAP, PAL | 1 |
| 500 | 0773775 | | Waterway Shutoff Valve, Below Swivel, Elkhart UBEC 1C, Electric Control Location, Valve Control - aerial turntable and rear wall | 1 |
| 501 | 0047897 | | Tools, Aerial | 1 |
| 502 | 0655391 | | Manuals and Training, 4 Consecutive Days, Platform, 100AAT | 1 |
| 503 | 0007150 | | Bag of Nuts and Bolts Qty, Bag Nuts and Bolts - 1 | 1 |
| 504 | 0816502 | | NFPA Required Loose Equipment, Quint, NFPA 2024, Provided by Fire Department | 1 |
| 505 | 0816941 | | Soft Suction Hose, Provided by Fire Department, NFPA 2024 | 1 |
| 506 | 0027023 | | No Strainer Required | 1 |
| 507 | 0816939 | | Extinguisher, Dry Chemical, NFPA 2024, Provided by Fire Department | 1 |
| 508 | 0816937 | | Extinguisher, 2.5 Gal. Pressurized Water, NFPA 2024, Provided by Fire Department | 1 |
| 509 | 0007482 | | Not Required, Crowbars | 1 |
| 510 | 0007484 | | Not Required, Claw Tools | 1 |
| 511 | 0816998 | | Axe, Flathead, Provided by Fire Department | 1 |
| 512 | 0817000 | | Axe, Pickhead, Provided by Fire Department | 1 |
| 513 | 0007494 | | Not Required, Sledgehammers | 1 |
| 514 | 0741569 | | Paint Process / Environmental Requirements, Appleton | 1 |
| 515 | 0709846 | | Paint, Two-Tone Color, Velocity/Impel Paint Color, Upper Area, Predefined - #10 White Shield, Cab - Standard Shield Paint Color, Lower Area, Predefined - #219 Red Paint Break, Cab - Standard Two-Tone Cab Break | 1 |
| 516 | 0709845 | | Paint, Single Color, Body Paint, Body - Match Lower Cab | 1 |
| 517 | 0646901 | | Paint Chassis Frame Assy, With Liner, E-Coat, Standard Paint Color, Frame Assembly, Predefined - Standard Black | 1 |
| 518 | 0693797 | | No Paint Required, Aluminum Front Wheels | 1 |
| 519 | 0693792 | | No Paint Required, Aluminum Rear Wheels | 1 |
| 520 | 0733739 | | Paint, Axle Hubs Paint, Axle Hub - Lower Job Color | 1 |
| 521 | 0007230 | | Compartment, Painted, Spatter Gray | 1 |
| 522 | 0792638 | | Aerial Platform Paint Paint Color, Aerial Device - White 10 Paint Color, Turntable - White 10 Paint Color, Boom Support - gloss black primer | 1 |

| Line | Option | Type | Option Description | Qty |
|------|---------|------|---|-----|
| 522 | | | Paint Color, Cylinders - red 219 Paint Color, Aerial Torque Box - gloss black primer Paint Color, Aerial Stabilizers - black 101 Paint Color, Aerial Basket - red 219 Paint Color, Aerial Rotation Motor - Black Paint Color, Aerial Control Console - red 219 | |
| 523 | 0544111 | | Reflective Band, 10" Color, Reflect Band - A - a) white | 1 |
| 524 | 0510041 | | Reflective across Cab Face, Imp/Vel | 1 |
| 525 | 0583454 | | Stripe, Chevron, Rear, Diamond Grade, Aerial Color, Rear Chevron DG - fluorescent yellow green | 1 |
| 526 | 0598714 | | Stripe, Reflective/Diamond Grade, Chevron Stripes, Four (4) Stabilizers Color, Reflect Band - A - o) fluorescent yellow diamond grade Color, Reflect Chev - A - r) red diamond grade Size, Stripe - a) 4.00" | 1 |
| 527 | 0033206 | | "Chop/Chop" Effect In Reflective Stripe Location - Located on the front body roll-up doors. Qty, - 01 | 1 |
| 528 | 0017359 | | Stripe, Black Outline, Vinyl on Reflective Band Qty, - 01 | 1 |
| 529 | 0671595 | | Stripe, Diamond Grade Chevron, Swing Down Turntable Access Steps, Front and Rear Color, Reflect Band - A - o) fluorescent yellow diamond grade Qty, - 02 Color, Reflect Chev - B - a) red diamond grade | 2 |
| 530 | 0065687 | | Stripe, Reflective, Cab Doors Interior Color, Reflective - e) black | 1 |
| 531 | 0594559 | | Lettering Specifications, (Sign Gold Process) | 1 |
| 532 | 0685932 | | Lettering, Sign Gold, 3.00", (41-60) Outline, Lettering - Outline and Shade | 1 |
| 533 | 0685814 | | Lettering, Sign Gold, 4.00", (21-40) Outline, Lettering - Outline and Shade | 1 |
| 534 | 0685754 | | Lettering, Sign Gold, 8.00", Each Qty, Lettering - 11 Outline, Lettering - Outline and Shade | 11 |
| 535 | 0685744 | | Lettering, Sign Gold, 10.00", (1-20) Outline, Lettering - Outline and Shade | 1 |
| 536 | 0685826 | | Lettering, Sign Gold, 2.00", Each Qty, Lettering - 24 Outline, Lettering - Outline and Shade | 24 |
| 537 | 0685806 | | Lettering, Sign Gold, 5.00", Each Qty, Lettering - 04 Outline, Lettering - Outline and Shade | 4 |
| 538 | 0685800 | | Lettering, Sign Gold, 6.00", Each Qty, Lettering - 06 Outline, Lettering - Outline and Shade | 6 |
| 539 | 0685793 | | Lettering, Sign Gold, 7.00", Each Qty, Lettering - 02 Outline, Lettering - Outline and Shade | 2 |
| 540 | 0522815 | | Emblem, American Flag, Waving, Gerber Vision, Pair Location, Emblem - upper crew cab door windows | 1 |
| 541 | 0666414 | | Emblem, Freedom Flag, Each Qty, - 02 Location, Emblem - To the rear of the crew cab door in upper area Size, Flag - 9" - 11" | 2 |
| 542 | 0766127 | | Emblem, Arizona Flag Painted on Cab Grille, All Custom Chassis | 1 |
| 543 | 0772003 | | Manual, Fire Apparatus Parts, USB Flash Drive, Custom Qty, - 01 | 1 |
| 544 | 0772037 | | Manual, Chassis Service, USB Flash Drive, Custom Qty, - 01 | 1 |
| 545 | 0773381 | | Manual, Chassis Operation, (1) USB Flash Drive, Custom | 1 |
| 546 | 0030008 | | Warranty, Basic, 1 Year, Apparatus, WA0008 | 1 |
| 547 | 0611136 | | Warranty, Chassis, 3 Year, Velocity/Impel, WA0284 | 1 |
| 548 | 0696698 | | Warranty, Engine, Cummins, 5 Year, WA0181 | 1 |

| Line | Option | Type | Option Description | Qty |
|------|---------|------|--|-----|
| 549 | 0684953 | | Warranty, Steering Gear, Sheppard M110, 3 Year WA0201 | 1 |
| 550 | 0595767 | | Warranty, Frame, 50 Year, Velocity/Impel, WA0038 | 1 |
| 551 | 0595698 | | Warranty, Axle, 3 Year, TAK-4, WA0050 | 1 |
| 552 | 0733305 | | Warranty, Tandem Axle, 5 Year, Meritor, General Service, WA0384 | 1 |
| 553 | 0652758 | | Warranty, ABS Brake System, 3 Year, Meritor Wabco, WA0232 | 1 |
| 554 | 0019914 | | Warranty, Structure, 10 Year, Custom Cab, WA0012 | 1 |
| 555 | 0744240 | | Warranty, Paint, 10 Year, Cab, Pro-Rate, WA0055 | 1 |
| 556 | 0595770 | | Warranty, Power Step, 2 Year, WA0031 | 1 |
| 557 | 0524627 | | Warranty, Electronics, 5 Year, MUX, WA0014 | 1 |
| 558 | 0647720 | | Warranty, Pierce LED Strip Lights, WA0203 | 1 |
| 559 | 0046369 | | Warranty, 5-year EVS Transmission, Standard Custom, WA0187 | 1 |
| 560 | 0685945 | | Warranty, Transmission Cooler, WA0216 | 1 |
| 561 | 0688798 | | Warranty, Water Tank, Lifetime, UPF, Poly Tank, WA0195 | 1 |
| 562 | 0596025 | | Warranty, Structure, 10 Year, Body, WA0009 | 1 |
| 563 | 0693126 | | Warranty, AMDOR, Roll-up Door, 10 Year/5 Year Painted, WA0185 | 1 |
| 564 | 0889364 | | Warranty, Pump, Pierce, PUC-NG, 7 Year Parts, 1 Year Labor, WA0390 | 1 |
| 565 | 0648675 | | Warranty, 10 Year S/S Pumbing, WA0035 | 1 |
| 566 | 0657846 | | Warranty, Foam System, Husky 12, WA0231 | 1 |
| 567 | 0006999 | | Warranty, Structure, 20 Year, Aerial Device, WA0052 | 1 |
| 568 | 0687388 | | Warranty, Swivels, 5 Year, Aerial Device, WA0197 | 1 |
| 569 | 0685727 | | Warranty, Hydraulic System and Components, 3 Year/5 Year, WA0200 | 1 |
| 570 | 0687327 | | Warranty, Waterway, 10 Year, Aerial Device, WA0198 | 1 |
| 571 | 0595860 | | Warranty, Paint, 4 Year, Aerial Device, Pro-Rated, WA0047 | 1 |
| 572 | 0553455 | | Warranty, Electronics, 5 Year, MUX, WA0014 | 1 |
| 573 | 0725636 | | Warranty, Harrison Generator, 2 Year | 1 |
| 574 | 0595820 | | Warranty, Paint, 10 Year, Body, Pro-Rate, WA0057 | 1 |
| 575 | 0595412 | | Warranty, Graphics Lamination, 1 Year, Apparatus, WA0168 | 1 |
| 576 | 0819254 | | Certification, Vehicle Stability, CD0196 | 1 |
| 577 | 0808577 | | Certification, Engine Installation, Velocity, Cummins X15, 2027 | 1 |
| 578 | 0686786 | | Certification, Power Steering, CD0098 | 1 |
| 579 | 0892701 | | Certification, Cab Integrity, Impel/Velocity FR, CD0190 | 1 |
| 580 | 0548950 | | Certification, Cab Door Durability, Velocity/Impel, CD0001 | 1 |
| 581 | 0548967 | | Certification, Windshield Wiper Durability, Impel/Velocity, CD0005 | 1 |
| 582 | 0667411 | | Certification, Electric Window Durability, Velocity/Impel FR, CD0004 | 1 |
| 583 | 0549273 | | Certification, Seat Belt Anchors and Mounting, Imp/Vel/Vel SLT, CD0018 | 1 |
| 584 | 0735950 | | Certification, Cab HVAC System Perf, Vel/Imp FR, CD0166/CD0168/CD0176/CD0177 | 1 |
| 585 | 0545073 | | Amp Draw Report, NFPA Current Edition | 1 |
| 586 | 0002758 | | Amp Draw, NFPA/ULC Radio Allowance | 1 |
| 587 | 0799248 | | Appleton/Florida BTO | 1 |
| 588 | 0000033 | | PAP BODY | 1 |
| 589 | 0000012 | | PIERCE CHASSIS | 1 |
| 590 | 0004713 | | ENGINE, OTHER | 1 |
| 591 | 0046396 | | EVS 4000 Series TRANSMISSION | 1 |
| 592 | 0520324 | | PIERCE PUMP, PUC | 1 |
| 593 | 0020009 | | POLY TANK | 1 |
| 594 | 0028048 | | FOAM SYSTEM | 1 |
| 595 | 0020006 | | SIDE CONTROL | 1 |
| 596 | 0020007 | | AKRON VALVES | 1 |
| 597 | 0020015 | | ABS SYSTEM | 1 |
| 598 | 0755454 | | AERIAL MEDIUM | 1 |



EXHIBIT C



February 13, 2024

Town of Queen Creek, AZ
 Three (3) Velocity PUC Pumpers CC840
 Build Location: Appleton, WI

| | One (1) Pumper Unit | Two (2) Additional Pumpers | Three (3) Pumpers Combined |
|--|-----------------------|----------------------------|----------------------------|
| Proposal Price | \$1,243,482.00 | 2,454,921.00 | \$3,698,403.00 |
| Arizona State Sales Tax @ 5.60% | 69,634.99 | 137,475.58 | 207,110.57 |
| Phoenix Sales Tax @ 2.70% | 33,574.01 | 66,282.87 | 99,856.88 |
| PHX Transportation Plan Tax @ 0.3% of \$13,866.00 | 41.66 | 83.32 | 124.98 |
| Total Bid Price Including Sales Tax | \$1,346,732.66 | \$2,658,762.77 | \$4,005,495.43 |
| Less chassis progress payment discount | (17,972.00) | (35,944.00) | (53,916.00) |
| Less payment upon completion @ factory discount | (12,474.00) | (24,626.00) | (37,100.00) |
| Less 100% pre-payment discount | (136,354.00) | (272,708.00) | (409,062.00) |
| Subtotal including all pre-pay discounts | \$1,076,682.00 | \$2,121,643.00 | \$3,198,325.00 |
| Arizona State Sales Tax @ 5.60% | 60,294.19 | 118,812.01 | 179,106.20 |
| Phoenix Sales Tax @ 2.70% | 29,070.41 | 57,284.36 | 86,354.78 |
| PHX Transportation Plan Tax @ 0.3% of \$13,866.00 | 41.66 | 83.32 | 124.98 |
| Total Bid Price Including Pre-Pay Discounts & Sales Tax | \$1,166,088.26 | \$2,297,822.69 | \$3,463,910.96 |

Terms:

Price Expiration: The above pricing is valid until April 26, 2024.

Future Changes: Various state or federal regulatory agencies (e.g. NFPA, DOT, EPA) may require changes to the Specifications and in any such event any resulting cost increases incurred to comply will be added to the Purchase Price to be paid by the Customer and documented on a Change Order.

Component Price Volatility: Company shall not be responsible for any unforeseen price increase enacted by the suppliers of major components of the Product (including but not limited to engine, transmission, and fire pump) after the execution of contract or purchase order. Any price increase major components of the product will be passed through to the Customer and will be documented on a Change Order.

Multiple Unit Pricing: Multiple unit pricing is based on the apparatus being purchased, manufactured and delivered at the same time. If apparatus are not ordered, manufactured and delivered at the same time, revised pricing will be required.

Delivery: Based on Pierce's current delivery schedule the apparatus would be ready for delivery from factory within 50 to 55 months after contract execution or purchase order. Delivery is subject to change pending Pierce's delivery schedule at time of order. This time does not include any possible delays that may be caused by national disasters or pandemic.

Payment Terms:

a. If pre-payment discount options are elected, the following terms will apply:

i. Chassis Progress Payment Discount: The chassis progress payment in the amount of **\$1,797,231.00** (units combined) will be due **three (3)** months prior to the ready for pick up from the factory date. If elected, an invoice will be provided 30 days prior to the chassis payment due date. If payment is not made when due the discount total will be added back to the final invoice.

ii. Payment Upon Completion at Factory Discount: If elected final payment is due prior to apparatus leaving the factory for delivery. If payment is not processed upon receipt of invoice the discount total will be required in addition to the invoice amount.

iii. 100% Pre-Payment Discount: If elected, an invoice will be provided upon order processing for the 100% pre-payment. Upon receipt of invoice, payment must be made within thirty (30) days. If this option is elected, the discount is in addition to the chassis progress payment discount, and the payment upon completion at the factory discount. If payment is not made when due, the above mentioned pre-payment discounts or a portion thereof, will be added back to the final invoice. Final payment, including any changes made during manufacturing, is due upon completion of the Product at the factory and prior to delivery from the factory.

b. If pre-payment discount options are not elected standard payment terms will apply: Final payment will be due 30 days after the apparatus leaves the factory for delivery. If payment is not made at that time a late fee will be applicable.

c. Payments made for apparatus using a credit card will be applicable to a credit card convenience fee.

Consortium Purchase: The proposal is based on the apparatus being purchased through NPPGov utilizing League of Oregon Cities Master Price Agreement for RFP No. 1905 for Fire Apparatus contract PS20240 valid until 5/27/2024. It is the purchaser's responsibility to determine if the use of consortiums meets their purchasing requirements.

Performance Bond: A performance bond is included in the above price and will be provided after order placement. If customer elects to remove the performance bond **\$3,923.00** (per unit) may be deducted from the purchase price. All purchase orders must include the following verbiage if a performance bond is elected, **"Due to global supply chain constraints, any delivery date contained herein is a good faith estimate as of the date of this order/contract, and merely an approximation based on current information. Delivery updates will be made available, and a final firm delivery date will be provided as soon as possible."**

Transportation: Transportation of the apparatus to be driven from the factory to the customers location is included in the above pricing. However, if permits are not obtainable, due to the weight of the apparatus, and the apparatus must be transported on a flat bed, additional Transportation charges will be the responsibility of the customer. We will provide pricing at that time if necessary. If customer elects to drive the apparatus from the factory, **\$5,500.00** (per unit) may be deducted from the purchase price. If this option is elected payment in full and proof of insurance must be provided prior to leaving the factory and the customer is responsible for compliance with all state, local and federal DOT requirements including the driver possessing a valid CDL license.

Inspection Trips: One (1) factory inspection trip for four (4) customer representatives is included in the above pricing. The inspection trip will be scheduled at a time mutually agreed upon between the manufacturer's representative and the customer, during the window provided by the manufacturer. Airfare, lodging and meals while at the factory are included. In the event the customer is unable to travel to the factory or the factory is unable to accept customers due to the restrictions caused by a national disaster or pandemic then the Dealership reserves the right to use forms of electronic media to accomplish the intention of the inspection trip. Every effort will be made to make the digital media as thorough as possible to satisfy the expectations of the customer. If the customer elects to forgo an inspection trip \$2,400.00 per traveler (per trip) will be deducted from the final invoice.

Acceptance of Proposal:

- a. If the customer wishes to purchase the proposed apparatus Hughes Fire Equipment will provide the Customer its form of Purchase Agreement for the Customer's review and signature.
 - b. If the Customer desires to use its standard form of purchase order as the Purchase Agreement, the purchase order is subject to review for any required revisions prior to acceptance.
 - i. Purchase orders must be addressed to Hughes Fire Equipment, Inc., 910 Shelley Street, Springfield, Oregon 97477.
 - ii. Purchase order must reference **"Three (3) Velocity PUC Pumpers CC840 dated 02/13/2024."**
 - iii. Purchase order must include the following verbiage if a performance bond is elected, **"Due to global supply chain constraints, any delivery date contained herein is a good faith estimate as of the date of this order/contract, and merely an approximation based on current information. Delivery updates will be made available, and a final firm delivery date will be provided as soon as possible."**
 - iv. Purchased order should reference, **"Purchased utilizing NPPGov contract PS20240."**
 - v. Purchase orders must be signed and dated by authorized personnel.
-

By signing below you agree to purchase the above apparatus.

Customer Signature: _____

Date: _____

PO # (if applicable): _____

Proudly serving you, while you serve your communities since 1987



Option List

2/14/2024

Customer: QUEEN CREEK FIRE DEPARTMENT
Representative Callies, Chris
Organization: Hughes Fire Equipment, Inc
Requirements Manager:
Description: FY 24-25 Queen Creek Velocity PUC (LT Spec)
Body: Pumper, PUC, Aluminum
Chassis: Velocity Chassis, PUC-NG (Med Block)

Bid Number: 840
Job Number:
Number of Units: 3
Bid Date: 02/13/2024
Stock Number:
Price Level: 48 (Current: 48)
Lane: Lane 3

| Line | Option | Type | Option Description | Qty |
|------|---------|------|---|-----|
| 1 | 0766589 | | Boiler Plates, PUC Pumper Fire Department/Customer - Queen Creek Fire-Medical Operating/In conjunction W-Service Center - Operating Miles - 25 Miles Number of Fire Dept/Municipalities - 25 Bidder/Sales Organization - Hughes Fire Equipment Delivery - Orientation video specific to this apparatus will be provided Dealership/Sales Organization, Service - Hughes Fire Equipment | 1 |
| 2 | 0661794 | | Single Source Compliance | 1 |
| 3 | 0584456 | | Manufacture Location, Appleton, Wisconsin | 1 |
| 4 | 0584452 | | RFP Location: Appleton, Wisconsin | 1 |
| 5 | 0588609 | | Vehicle Destination, US | 1 |
| 6 | 0670275 | | Unit to be Similar in some Aspects, Excluding Pump Panel Fill in Blank - Job 35124 | 1 |
| 7 | 0816491 | | Comply NFPA 1900 Changes Effective Jan 1, 2024, With Exceptions | 1 |
| 8 | 0533347 | | Pumper/Pumper with Aerial Device Fire Apparatus | 1 |
| 9 | 0588611 | | Vehicle Certification, Pumper | 1 |
| 10 | 0661778 | | Agency, Apparatus Certification, Pumper/Tanker, U.L. | 1 |
| 11 | 0816495 | | Certification, Vehicle Inspection Program, NFPA 1900 | 1 |
| 12 | 0733614 | | Consortium, NPPGov (LOC) | 1 |
| 13 | 0537375 | | Unit of Measure, US Gallons | 1 |
| 14 | 0030006 | | Bid Bond Not Requested | 1 |
| 15 | 0816574 | | Performance Bond, 100% with Warranty Bond, 1 Yr, and Payment Bond, PPI Terms Percentage, Contract - 100% | 1 |
| 16 | 0000007 | | Approval Drawing | 1 |
| 17 | 0002928 | | Electrical Diagrams | 1 |
| 18 | 0888808 | | Velocity Chassis, PUC-NG (Med Block) | 1 |
| 19 | 0000110 | | Wheelbase Wheelbase - 195" | 1 |
| 20 | 0000070 | | GVW Rating GVW rating - 49,800lbs | 1 |
| 21 | 0000203 | | Frame Rails, 13.38 x 3.50 x .375, Qtm/AXT/Imp/Vel/DCF | 1 |
| 22 | 0020018 | | Frame Liner Not Req'd | 1 |
| 23 | 0508849 | | Axle, Front, Oshkosh TAK-4, Non Drive, 22,800 lb, Imp/Vel | 1 |
| 24 | 0010427 | | Suspension, Front TAK-4, 22,800 lb, Qtm/AXT/Imp/Vel/Enf/SFR | 1 |
| 25 | 0087572 | | Shock Absorbers, KONI, TAK-4, Qtm/AXT/Imp/Vel/DCF/Enf | 1 |
| 26 | 0000322 | | Oil Seals, Front Axle | 1 |
| 27 | 0899438 | | Tires, Front, Goodyear, Armor MAX MSA, 425/65R22.50, 20 ply | 1 |
| 28 | 0019611 | | Wheels, Front, Alcoa, 22.50" x 12.25", Aluminum, Hub Pilot | 1 |
| 29 | 0530466 | | Axle, Rear, Meritor RS26-185, 27,000 lb, Imp/Vel | 1 |
| 30 | 0544253 | | Top Speed of Vehicle, 68 MPH /109 KPH | 1 |
| 31 | 0010556 | | Suspen, Rear, Reyco, Spring, 27,000 lb | 1 |
| 32 | 0000485 | | Oil Seals, Rear Axle | 1 |
| 33 | 0782805 | | Tires, Rear, Goodyear, Armor Max MSD, 12R22.50, LRH, Single | 1 |
| 34 | 0654792 | | Wheels, Rear, Alcoa-Accuride, 22.50" x 8.25", Aluminum-Steel, Hub Pilot, Single | 1 |
| 35 | 0568081 | | Tire Balancing, Counteract Beads | 1 |
| 36 | 0620570 | | Tire Pressure Monitoring, RealWheels, AirSecure, Valve Cap, Single Axle Qty, Tire Pressure Ind - 6 | 1 |
| 37 | 0801909 | | Lug Nut, Covers, Chrome | 1 |
| 38 | 0003245 | | Axle Hub Covers w/center hole, S/S, Front Axle | 1 |
| 39 | 0001960 | | Axle Hub Covers, Rear, S/S, High Hat (Pair) | 1 |

| Line | Option | Type | Option Description | Qty |
|------|---------|------|--|-----|
| 40 | 0002045 | | Mud Flap, Front and Rear, Pierce Logo | 1 |
| 41 | 0544802 | | Chocks, Wheel, SAC-44-E, Folding, (Up to 44" Diameter Tires) | 1 |
| | | | Qty, Pair - 01 | |
| 42 | 0544806 | | Mounting Brackets, Chocks, SAC-44-E, Folding, Horizontal | 1 |
| | | | Qty, Pair - 01 | |
| | | | Location, Wheel Chocks - Left Side Rear Tire, Rearward | |
| 43 | 0820509 | | ESC/ABS/ATC Wabco Brake System, Single Rear Axle, NFPA 1900 | 1 |
| 44 | 0030185 | | Brakes, Knorr/Bendix 17", Disc, Front, TAK-4 | 1 |
| 45 | 0000730 | | Brakes, Meritor, Cam, Rear, 16.50 x 7.00" | 1 |
| 46 | 0020784 | | Air Compressor, Brake, Cummins/Wabco 18.7 CFM | 1 |
| 47 | 0000785 | | Brake Reservoirs, Three | 1 |
| | | | Paint Color, Air Tanks - Frame color | |
| 48 | 0568012 | | Air Dryer, Wabco System Saver 1200, Heater, 2010 | 1 |
| 49 | 0000790 | | Brake Lines, Nylon | 1 |
| 50 | 0089419 | | Air Inlet, with Kussmaul Air Eject (Fill-In Blank Location) | 1 |
| | | | Location - DS bumper extension | |
| | | | Qty, Air Coupling (s) - 1 | |
| 51 | 0060852 | | Cover, Weatherproof, for Recessed Kussmaul Air Inlet | 1 |
| | | | Color, Kussmaul Cover - e) blue | |
| 52 | 0810946 | | Engine, Cummins X10, 450 hp, 1650 lb-ft, W/OBD, EPA 2027, Imp/Vel | 1 |
| 53 | 0811409 | | Not Required, Engine Contingency Adjustment | 1 |
| 54 | 0001244 | | High Idle w/Electronic Engine, Custom | 1 |
| 55 | 0687994 | | Engine Brake, Jacobs Compression Brake, Cummins Engine | 1 |
| | | | Switch, Engine Brake - e) ISC/ISM/ISL9/ISX Hi Med Lo | |
| 56 | 0552334 | | Clutch, Fan, Air Actuated, Horton Drive Master | 1 |
| 57 | 0123135 | | Air Intake, w/Ember separator, Imp/Vel | 1 |
| 58 | 0814375 | | Exhaust System, Horizontal, Right Side | 1 |
| | | | Exhaust, Diffuser - Aluminized Steel (Standard) | |
| | | | Exhaust, Material/Finish - Aluminized Steel (Standard) | |
| | | | Location, Diffuser Termination - Flush With Rub Rail | |
| | | | Tip, Exhaust - Straight Tip (Standard) | |
| 59 | 0787999 | | Radiator, Impel/Velocity | 1 |
| 60 | 0722487 | | Cooling Hoses, Gates Silicone and Rubber Combination, Velocity | 1 |
| 61 | 0041125 | | Fuel Tank, 65 Gallon, Dual Fills | 1 |
| 62 | 0001129 | | Lines, Fuel | 1 |
| 63 | 0662965 | | DEF Tank, 4.5 Gallon, DS Fill, Rear of Axle, Common Air Bottle Door | 1 |
| 64 | 0723716 | | Fuel Priming Pump, Electronic, Automatic, Cummins, No Swt Req'd | 1 |
| 65 | 0582243 | | Shutoff Valves, Fuel Line @ Primary Filter, Cummins | 1 |
| 66 | 0553019 | | Cooler, Engine Fuel, Imp/Vel, SFR/Enf | 1 |
| 67 | 0638739 | | Gauge, DEF, Remote Mounted for Chassis DEF, Location | 1 |
| | | | Location - Inside common DEF/Fuel door below air bottle tube | |
| 68 | 0645743 | | Fuel/Water Separator, Racor 690R1210, 10 Micron, Heater, IATS, ISL9 | 1 |
| 69 | 0887546 | | Trans, Allison 6th Gen, 4000 EVS P, w/Prognostics, Imp/Vel/SFR/Enf | 1 |
| 70 | 0625330 | | Transmission, Shifter, 5-Spd, Push Button, 4000 EVS | 1 |
| 71 | 0517604 | | Transmission Programming, Park to Neutral, PUC | 1 |
| 72 | 0684459 | | Transmission Oil Cooler, Modine, External | 1 |
| 73 | 0024895 | | Mode, Downshift, Aggressive downshift to 2nd, w/engine brake, 5 speed | 1 |
| 74 | 0801876 | | Fluid, 4000 Series Trans, Allison Approved TES-668 Synthetic, IPOS, Custom | 1 |
| 75 | 0001375 | | Driveline, Spicer 1810 | 1 |
| 76 | 0669988 | | Steering, Sheppard M110 w/Tilt, TAK-4, Eaton Pump, w/Cooler | 1 |
| 77 | 0001544 | | Not Required, Steering Assist Cylinder on Front Axle | 1 |
| 78 | 0509230 | | Steering Wheel, 4 Spoke without Controls | 1 |
| 79 | 0690274 | | Logo/Emblem, on Dash | 1 |
| | | | Text, Row (1) One - QUEEN | |
| | | | Text, Row (2) Two - CREEK | |
| | | | Text, Row (3) Three - FIRE DEPT. | |
| 80 | 0600986 | | Bumper, 26" Extended, Under Slung, Painted, Xlays/Trays,12" H, Imp/Vel | 1 |
| 81 | 0510226 | | Lift & Tow Package, Imp/Vel, AXT, Dash CF | 1 |
| 82 | 0522573 | | Tow Hooks Not Required, Due to Lift and Tow Package | 1 |

| Line | Option | Type | Option Description | Qty |
|------|---------|------|--|-----|
| 83 | 0640235 | | Tray, Full Width, 26" Bumper, Under Slung Design, 12" H Bumper, Imp/Vel Capacity, Hose Tray - Hose tray to be on the right side of the bumper and will hold 100' of 1 3/4" double jacket hose. The remainder of the tray will be open for equipment storage | 1 |
| 84 | 0787993 | SP | Cover, 3" Raised Alum Treadplate, Full Width Tray, Under Slung Bumper Grating, Bumper extension - Grating, Rubber Type of fastener - Butterfly latches on the front | 1 |
| 85 | 0516238 | | Partition, Adjustable, Aluminum in Hose Tray, Qty, Location Stay arm, Tray Cover - b) Pneumatic Stay Arm Location - Left loose for installation after delivery and tool fit up | 1 |
| 86 | 0759940 | SP | Guard, Pneumatic Stay Arm Qty, - 01 Location - front bumper equipment/hose tray one each side | 2 |
| 87 | 0759934 | SP | Restraint, Cover Travel, 2.00" Straps, Each Qty, - 02 Location - one each side approximately 12" inboard of gas struts on bottom side of cover | 1 |
| 88 | 0660435 | | Coating, Top Flange, Front Bumper, Outside Exterior, Rhino Lining, Black | 1 |
| 89 | 0668310 | | Cab, Velocity FR, 7010 Raised Roof, PUC | 1 |
| 90 | 0724237 | | Engine Tunnel, ISL, Mech Fasteners, Impel/Velocity FR | 1 |
| 91 | 0818272 | | Cab Insulation, Extreme Climate, Impel/Velocity | 1 |
| 92 | 0677478 | | Rear Wall, Exterior, Cab, Aluminum Treadplate | 1 |
| 93 | 0122465 | | Cab Lift, Elec/Hyd, Imp/Vel | 1 |
| 94 | 0123176 | | Grille, Bright Finished, Front of Cab, Velocity | 1 |
| 95 | 0527032 | | Trim, S/S Band, Across Cab Face, Rect Lights, Velocity Material Trim/Scuffplate - b) S/S, Brushed | 1 |
| 96 | 0015440 | | Turnsignal Covers - No Covers No Chrome Molding, On side of cab | 1 |
| 97 | 0559129 | | Mirrors, Forward Mtd, Remote, Pierce One-Eleven Finish, Arm Cover - Chrome | 1 |
| 98 | 0667921 | | Finish, Mirror Head - Chrome Door, Half-Height, Velocity FR 4-Door Cab, Raised Roof Key Model, Cab Doors - 751 | 1 |
| 99 | 0655511 | | Cab, Exterior Door Handle, Finish - 4-Door, Chrome/Black Door Panel, Brushed Stainless Steel, Impel/Velocity 4-Door Cab | 1 |
| 100 | 0667905 | | Storage Pockets w/ Elastic Cover, Recessed, Overhead, Impel/Velocity FR | 1 |
| 101 | 0667902 | | Controls, Electric Windows, All Cab Doors, Impel/Velocity FR | 1 |
| 102 | 0744837 | SP | Steps, 4-Door Cab, Automatic, Air, OverKrete® Step Surface, Imp/Vel Color, OverKrete, Per Item - Black | 1 |
| 103 | 0770194 | | Handrail, Exterior, Knurled, Alum, 4-Door Cab | 1 |
| 104 | 0809508 | | Lights, Cab & Crw Cab Acs Stps, P25, LED, 4Lts, 4-Door Cab, Auto Steps | 1 |
| 105 | 0002140 | | Fenders, S/S on Cab | 1 |
| 106 | 0586564 | | Window, Side of C/C, Fixed, w/EMS Cabinet, Imp/Vel | 1 |
| 107 | 0552935 | | Trim, Cab Side Windows, Velocity | 1 |
| 108 | 0012090 | | Not Required, Windows, Front/Side of raised roof | 1 |
| 109 | 0509286 | | Not Required, Windows Rear of Crew Cab, Imp/Vel | 1 |
| 110 | 0558334 | | Not Required, Trim, Cab Rear Windows, No Rear Windows | 1 |
| 111 | 0663383 | | Mounting Provisions, 3/16" Alum, Full Engine Tunnel, Vel/Imp Mounting Provision Spacing - 1.00" Material Finish, Cab Interior - Painted | 1 |
| 112 | 0748671 | | Cab Interior, Vinyl, Velocity FR, CARE Color, Cab Interior Vinyl/Fabric - Endure Vinyl - Silver/Gray | 1 |
| 113 | 0667943 | | Cab Interior, Paint Color, Impel/Velocity FR Color, Cab Interior Paint - i) fire smoke gray | 1 |
| 114 | 0509532 | | Floor, Rubber Padded Cab & Crew Cab, Imp/Vel, Dash CF | 1 |
| 115 | 0819169 | | HVAC, Extreme-Duty, Impel/Velocity FR, CARE Paint Color, A/C Condenser - Painted to Match Cab Roof | 1 |
| 116 | 0639675 | | HVAC System, Filter Access - Tool Free Panel Auxiliary Cab Heater - Both Sun Visor, Smoked Lexan, AXT, Imp/Vel, Saber FR/Enforcer Sun Visor Retention - Thumb Latch | 1 |

| Line | Option | Type | Option Description | Qty |
|------|---------|------|--|-----|
| 117 | 0548173 | | Grab Handles, Driver and Passenger Door Post, Imp/Vel | 1 |
| 118 | 0583938 | | Lights, Engine Compt, Custom, Auto Sw, WIn 3SC0CDCR, 3" LED, Trim Qty, - 01 | 1 |
| 119 | 0122516 | | Fluid Check Access, Imp/Vel Latch, Door, Storage - Southco C2 Chrome Raised | 1 |
| 120 | 0583042 | | Side Roll and Frontal Impact Protection | 1 |
| 121 | 0622618 | | Seating Capacity, 5 Seats | 1 |
| 122 | 0697005 | | Seat, Driver, Pierce PS6, Premium, Air Ride, High Back, Safety, PRIMARY | 1 |
| 123 | 0779478 | SP | Seat, Officer, Pierce PS6, Premium, Air Ride, High Back, Safety, Arm, PRIMARY | 1 |
| 124 | 0002517 | | Not Required, Radio Compartment | 1 |
| 125 | 0895911 | SP | Cabinet, Rear Facing, LS, 21 W x 53 H x 22 D, Lap, Sp Mtg, Imp/Vel Material Finish, Shelf - Painted - Cab Interior Shelf/Tray, Cabinet - (2) Shelves, Adjustable, 1.25" Up-Turned Lip Door, Cab Interior Cabinet - Lap, IB, Slam D-Ring, .188 Alum, Non-Lck Light, Tall Cabinet - Pierce, Interior, Left Side and Pierce, Interior, Right Side Louvers, Cabinet - 0-No Louvers | 1 |
| 126 | 0102783 | | Not Required, Seat, Rr Facing C/C, Center | 1 |
| 127 | 0122185 | | Seat, Rr Fcng C/C, RS Otbrd, Pierce PS6, Premium, Hi-Back, Safety, PRIMARY | 1 |
| 128 | 0108189 | | Not Required, Seat, Forward Facing C/C, LS Outboard | 1 |
| 129 | 0749556 | SP | Seat, Fwd Fcng C/C, Ctr, (2) PS6, Premium, Hi-Back, Arm, Safety, 6.75" Sp, SECONDARY | 1 |
| 130 | 0108190 | | Not Required, Seat, Forward Facing C/C, RS Outboard | 1 |
| 131 | 0766467 | | Upholstery, Seats In Cab, All Vinyl, Seats Inc, CARE Color, Cab Interior Vinyl/Fabric - Endure Vinyl - Silver/Gray Qty, - 05 | 5 |
| 132 | 0511471 | | No SCBA Brackets Required In Cab Seats, Imp/Vel, AXT 2010, Qtm 2010, Saber FR/Enf | 1 |
| 133 | 0603867 | | Seat Belt, ReadyReach Seat Belt Color - Red | 1 |
| 134 | 0604864 | | Seat Belt Height Adjustment, 5 Seats, Imp/Vel, Dash CF | 1 |
| 135 | 0817557 | | Helmet Storage, Provided by Fire Department, NFPA 2024 | 1 |
| 136 | 0647647 | | Lights, Dome, FRP Dual LED 4 Lts Color, Dome Lt - Red & White Color, Dome Lt Bzl - Black Control, Dome Lt White - Door Switches and Lens Switch Control, Dome Lt Color - Lens Switch | 1 |
| 137 | 0896451 | | Enhanced Software for Cab and Crew Cab Dome Lts | 1 |
| 138 | 0631776 | | Not Required, Overhead Map Lights | 1 |
| 139 | 0727540 | | Spotlight, Golight/RadioRay, Model 20**4GT, LED, 1 Lt Location - Centered behind lightbar Color, GoLt - White Bracket, Spotlight - Z Bracket - 1 Lt | 1 |
| 140 | 0650071 | | Controller, Spotlight, Golight, (2) Wired Dash Mount, 1 Lt | 1 |
| 141 | 0649945 | | Location, Spotlight Controller, Driver and Officer, 1 Lt | 1 |
| 142 | 0549393 | | Handlts, (4) Streamlight, Survivor C4 LED, 12v, Orange, 90509 Fast Charge Location, Lights - Match job 34443. One each on driver and officer floor door sill plates, one each side rear crew cab, outboard on top of PUC notch near CC door opening. See photos in stage 7 of the job e-folder. | 1 |
| 143 | 0554846 | | Handlight, Streamlight, Survivor, 90509, C4 LED, 12v, Orange, Fast Charge Qty, Lights - 01 Location, Lights - Mounted horizontal in LS3 on PUC pump panel partition wall, adjacent to battery charger. | 1 |
| 144 | 0568369 | | Cab Instruments, Ivory Gauges, Chrome Bezels, Impel/Velocity 2010 | 1 |
| 145 | 0509511 | | Air Restriction Indicator, Imp/Vel, AXT, Dash CF, Enf MUX | 1 |
| 146 | 0673123 | | Light, Do Not Move Apparatus, WIn 3SR00FRR LED Alarm, Do Not Move Truck - Steady Alarm | 1 |
| 147 | 0509042 | | Messages, Open Dr/DNMT, Color Dsply, | 1 |
| 148 | 0611681 | | Switching, Cab, Membrane, Impel/Velocity/Quantum, Dash CF, AXT WiFi MUX Location, Emerg Sw Pnls - Driver's Side Overhead | 1 |
| 149 | 0555915 | | Wiper Control, 2-Speed with Intermittent, MUX, Impel/Velocity | 1 |
| 150 | 0822484 | SP | Wiring, Spare, 2.1 A 12V DC, USB Term Blue Sea 1016, In Box, Batt Dir, NFPA1900 Qty, - 02 | 2 |

| Line | Option | Type | Option Description | Qty |
|------|---------|------|---|-----|
| 150 | | | 12vdc power from - Battery direct Location - One on each side of the rear vertical face of the engine tunnel, match job 39645 | |
| 151 | 0636439 | | Wiring, Spare, 37.5 A 12V DC, Cust Install Radio, 30A Bat Dir, 7.5A Ign & Grnd Qty, - 01 Location - Overhead switch panel, officer side. Coiled above drop down panel. | 1 |
| 152 | 0821236 | | Wiring, Spare, 20 A 12V DC, 6 Ckt FB, Blue Sea 5025 Batt Dir 1st NFPA1900 12vdc power from - Battery direct Location - Behind officer seat | 1 |
| 153 | 0893630 | SP | Cover, Wire, Inside Engine Tunnel, Stainless Steel Qty, - 02 Fill in Blank - on back side Location - USB ports | 2 |
| 154 | 0820897 | | Wiring, Spare, 15 A 12V DC, Batt Dir, 2nd NFPA1900 Location, Wiring - On the rear wall cab wall centered between the front facing crew cab seats, low at the seat riser. 12vdc power from - Battery direct | 1 |
| 155 | 0820894 | | Wire termination - 10-Place Bus Bar w/Cover Wiring, Spare, 15 A 12V DC, Batt Dir, 1st NFPA1900 Location, Wiring - RS3 -- upper rear corner of compartment with 36" coil of wire. 12vdc power from - Battery direct | 1 |
| 156 | 0821226 | | Wire termination - 10-Place Bus Bar w/Cover Wiring, Spare, 2.0 A 12V DC, USB Term Blue Sea 1016 Batt Dir 1st NFPA1900 Qty, - 01 12vdc power from - Battery direct | 1 |
| 157 | 0735855 | SP | Label, Special Wording, Switches Location - (1) at the Officer dash per IP layout Fill in Blank - 3 push buttons in panel #15 Label, text - FEDERAL BRAKE, FEDERAL SIREN and AIR-HORN | 1 |
| 158 | 0566101 | | Recess, Dash Panel, Officer Side, Vel/Imp | 1 |
| 159 | 0819994 | | Radio, Jensen, AM/FM/WB, Bluetooth Speakers, AM/FM Radio - Two (2) pairs of speakers, Cab/Crew Antenna, AM/FM Radio - Roof-mounted rubber antenna LS Location, AM/FM Radio - b) within reach of the officer | 1 |
| 160 | 0613439 | | Programming, Do Not Move Truck, PUC Flip Out Steps, Display and Description | 1 |
| 161 | 0814201 | | Vehicle Information Center, 7" Color Display, Touchscreen, MUX, CL714 System Of Measurement - US Customary | 1 |
| 162 | 0816634 | | Collision Mitigation, HAAS Alert (R2V), HA7, Dash Mount Subscription, HAAS R2V - R2V - 5 Year Data Plan Subscription | 1 |
| 163 | 0606247 | | Vehicle Data Recorder w/CZ Display Seat Belt Monitor | 1 |
| 164 | 0559156 | | Install Customer Provided Two-Way Radio(s) Location - Mobile radio base to be installed behind officer seat, with remote head installed in officer side overhead Location 5. Radio speaker to be installed overhead centered as best as possible for fitment. Qty, - 01 | 1 |
| 165 | 0616382 | | Install Customer Provided GPS/Multimode Antenna(s) Qty, - 01 | 1 |
| 166 | 0562774 | | Install Customer Provided Thermal Camera(s), Charger Only Location - In RS3 on forward wall, above tilt/slide tray as far outboard as possible. See photo in stage 7 of job e-folder Qty, - 01 | 1 |
| 167 | 0699193 | | Install Customer Provided Antenna Whip(s) Only Location - On antenna mount option 687904 Qty, - 01 | 1 |
| 168 | 0687904 | | Antenna Mount, Custom Chassis, Cable Routed to Behind Officer Seat Location - Right side lower cab roof Qty, - 01 | 1 |
| 169 | 0817058 | | Camera, Pierce, LS Mux, R Camera, SD, CL714 Camera System Audio - Not Provided | 1 |
| 170 | 0814831 | | Not Required, Camera Switcher | 1 |
| 171 | 0683718 | | Recess, Rear Vision Camera Into Lightstick Housing | 1 |
| 172 | 0896458 | | Pierce Command Zone, Advanced Electronics & Control System, Vel WiFi CZT Color, Antenna - White Antenna | 1 |

| Line | Option | Type | Option Description | Qty |
|------|---------|------|--|-----|
| 172 | | | Module Housings - Black Housing with Power and Status Ind | |
| 173 | 0896456 | | Prognostics, Electrical System | 1 |
| 174 | 0816093 | | ClearSky Telematics, Remote Fleet & On-scene Management, AT&T Commercial | 1 |
| | | | Subscription, Telematics - 3 Year Subscription | |
| 175 | 0730603 | | Electrical System, Velocity ESP, Cummins, Paccar | 1 |
| 176 | 0079166 | | Batteries, (4) Stryten/Exide Grp 31, 950 CCA ea, Threaded Stud | 1 |
| 177 | 0008621 | | Battery System, Single Start, All Custom Chassis | 1 |
| 178 | 0123174 | | Battery Compartment, Imp/Vel | 1 |
| 179 | 0813848 | | Charger, Sngl Sys, IOTA, DLS-75, 75 amp, IQ4 Controller | 1 |
| 180 | 0814893 | | Location, Body, Charger, Front Side Compartment, LS | 1 |
| | | | Location, Comp Body - High On Left Wall | |
| 181 | 0813791 | | Panel, Charger Display, Kussmaul, 091-94-12, Batt Dir | 1 |
| 182 | 0814942 | | Location, Cab, Ind/Remote, Driver's Seat with Bracket | 1 |
| 183 | 0016857 | | Shoreline, 20A 120V, Kussmaul Auto Eject, 091-55-20-120, Super | 1 |
| | | | Qty, - 01 | |
| | | | Color, Kussmaul Cover - b) red | |
| | | | Shoreline Connection - Battery Charger | |
| 184 | 0026800 | | Shoreline Location | 1 |
| | | | Location, Shoreline(s) - DS bumper Ext | |
| 185 | 0764491 | | Alternator, 420 amp, Leece-Neville BLP4003 | 1 |
| 186 | 0092582 | | Load Manager/Sequencer, MUX | 1 |
| | | | Enable/Disable Hi-Idle - e)High Idle enable | |
| 187 | 0780484 | | Headlights, Rect LED, HiViz FT-4X6-4KIT, AXT/DCF/Enf/Imp/Sab/Vel | 1 |
| 188 | 0648425 | | Light, Directional, WIn 600 Cmb, Cab Crn, Imp/Vel/AXT/Qtm/DCF | 1 |
| | | | Color, Lens, LED's - m)match LED's | |
| 189 | 0620054 | | Light, Directional/Marker, Intermediate, Weldon 9186-8580-29 LED 2lts | 1 |
| 190 | 0736083 | | Lights, Clearance/Marker, Side, P25 LED 2 Lts, Others With Visor Lt | 1 |
| 191 | 0088869 | | Lights, Clearance/Marker/ID, Rear, Truck-Lite 26250R LED 7Lts | 1 |
| 192 | 0804514 | | Lights, Tail, WIn M62BTT* Red Stop/Tail & M62T* Amber Dir Arw For Hsg | 1 |
| | | | Color, Lens, LED's - Match | |
| | | | Flash Pattern, Directional Lts - Steady On (Arrow) | |
| 193 | 0806466 | | Lights, Backup, WIn M62BU, LED, For Tail Lt Housing | 1 |
| 194 | 0889577 | | Bracket, License Plate & Light, P25 LED, Stainless Brkt | 1 |
| | | | Color, Trim - Chrome Housing | |
| 195 | 0556842 | | Bezels, WIn, (2) M6 Chrome Pierce, For mtg (4) WIn M6 lights | 1 |
| 196 | 0589905 | | Alarm, Back-up Warning, PRECO 1040 | 1 |
| 197 | 0557569 | | Light, Additional, P25 LED, White | 1 |
| | | | Location, Lights - Above wedge step in cargo area | |
| | | | Qty, - 01 | |
| | | | Control, Light - i) park brake | |
| 198 | 0768459 | | Lights, Perimeter Cab, Amdor AY-LB-12HW012 LED 4Dr, Pwr Step, Vel/Imp | 1 |
| 199 | 0769559 | | Lights, Perimeter Pump House, Amdor AY-LB-12HW012 LED 2lts | 1 |
| 200 | 0770056 | | Lights, Perimeter Body, Amdor AY-LB-12HW020 LED 2lts, Rear Step | 1 |
| | | | Control, Perimeter Lts - Parking Brake Applied | |
| 201 | 0769570 | | Lights, Perimeter, Amdor AY-LB-12HW020 20", Brkt | 6 |
| | | | Qty, - 06 | |
| | | | Location, Additional Perimeter Lights - Each Side Under Front Bumper, | |
| | | | 2lts, Under Compt LS1, 1lt, Under Compt LS3, 1lt, Under Compt RS1, 1lt and | |
| | | | Under Compt RS3, 1lt | |
| 202 | 0896454 | | Enhanced Software for Perimeter Lts | 1 |
| 203 | 0557322 | | Lights, Step, P25 at Rear Tailboard, PUC, 4lts Perm Lts | 1 |
| 204 | 0762177 | | Light, Visor, HiViz, FT-B-72-ML-*, Cntl Feat, Flush w/Cab | 1 |
| | | | Control, Scene Lts - Cab Sw, LS Progressive to Outside | |
| | | | Color, Lt Housing HiViz - White | |
| 205 | 0736729 | | Lights, HiViz FT-GESM LED 2nd | 1 |
| | | | Location - On passenger side cab above side window | |
| | | | Qty, - 01 | |
| | | | Control, Scene Lts - Side Scene Controls | |
| | | | Color, Lt Housing HiViz - Crm Opt Hold, Crm Bez, Wht Fix | |
| 206 | 0736731 | | Lights, HiViz FT-GESM LED 1st | 1 |
| | | | Location - On driver side of cab above side window | |
| | | | Qty, - 01 | |
| | | | Control, Scene Lts - Side Scene Controls | |

| Line | Option | Type | Option Description | Qty |
|------|---------|------|---|-----|
| 206 | | | Color, Lt Housing HiViz - Crm Opt Hold, Crm Bez, Wht Fix | |
| 207 | 0733336 | | Lights, HiViz FT-GESM* LED 2nd Location - Passenger side upper body sheet, 1-forward and 1-rearward Qty, - 02 Control, Scene Lts - Cab Sw Panel DS and Pump Panel Sw LS | 2 |
| 208 | 0733343 | | Lights, HiViz FT-GESM* LED 1st Location - Driver side upper body side sheet, 1-forward and 1-rearward Qty, - 02 Control, Scene Lts - Cab Sw Panel DS and Pump Panel Sw LS | 2 |
| 209 | 0532358 | | Color, Lt Housing HiViz - Crm Opt Hold, Crm Bez, Blk Fix | |
| 210 | 0768474 | | Not Required, Deck Lights, Other Hose Bed & Rear Lighting | 1 |
| 211 | 0645677 | | Lights, Hose Bed, Below Alum Cvr, Amdor AY-LB-12HW040, 40" LED 4lts Control, Hose Bed Lts - Parking Brake and Auto Cover Sw | 1 |
| 212 | 0892697 | SP | Lights, Not Required, Rear Work, Alt. 12 Volt Lights At Rear Body | 1 |
| 213 | 0735439 | SP | Lights, Walk Surf, Amdor AY-LB-12HW020 Cargo 2Lts, P25 Hose Bed Cover 8Lts Color, Trim - Chrome Housing | 1 |
| 214 | 0518282 | | Switch(es), 12VDC, DPDT w/Green Ind, Connect to Fill in Blank Location - Per IP Layout-in hardwired rocker panel Qty, Switch - 01 Fill in Blank - To be connected to power circuit for option 896099 - Refrigerator, Mermaid MK-3.16 AZHH. | 1 |
| 215 | 0554271 | | Pumper, PUC, Aluminum | 1 |
| 216 | 0519696 | | Body Skirt Height, 20" | 1 |
| 217 | 0003405 | | Tank, Water, 500 Gallon, Poly, Rectangle, Form Fitting, PUC | 1 |
| 218 | 0028104 | | Overflow, 4.00" Water Tank, Poly | 1 |
| 219 | 0553729 | | Foam Cell Required | 1 |
| 220 | 0003429 | | Not Required, Restraint, Water Tank, Heavy Duty | 1 |
| 221 | 0003424 | | Not Required, Direct Tank Fill | 1 |
| 222 | 0048710 | | Not Required, Dump Valve | 1 |
| 223 | 0030007 | | Not Required, Jet Assist | 1 |
| 224 | 0514778 | | Not Required, Dump Valve Chute | 1 |
| 225 | 0597043 | | Not Required, Switch, Tank Dump Master | 1 |
| 226 | 0199241 | | Body Height, PUC/HDRP | 1 |
| 227 | 0723340 | | Body Height - 92.00" | |
| 228 | 0003481 | | Hose Bed, Aluminum, Pumper, PUC | 1 |
| 229 | 0741161 | SP | Unpainted/Brush Finished, Hose Bed, 3G PUC/HDRP Hose Bed Capacity, Special Capacity, Hosebed - 200' of 2.5" dbl-jacket hose deadlay - 1000' of 5" LDH supply hose - 200' of 2.5" Pre-connected dbl-jacket attack line loaded in triple fold - 200' of 2.5" Pre-connected dbl-jacket attack line in triple fold - 200' of 2.5" dbl-jacket hose deadlay | 1 |
| 230 | 0822495 | | Divider, Hose Bed, .25" Unpainted, Special Height, w/Hand Hold Qty, Hosebed Dividers - 2 Height, Hosebed Divider - height to match the permanent dividers Location - inner dividers in the hosebed | 2 |
| 231 | 0807424 | | Cover, Hose Bed, Alum Treadplate, 4-Section, Special Split | 1 |
| 232 | 0089471 | | Hose Restraint, Hose Bed, Web, Rear, Separate From Top Fastener, Rear Restraint, Top - Permanent Attachment Fastener, Rear Restraint, Bottom - Spring Clip and Hook | 1 |
| 233 | 0581892 | | Cutout, Handhold, in Hose Bed Divider Qty, - 02 | 2 |
| 234 | 0611509 | | Divider, .25", Unpainted, Permanent Location - On each side hosebed transition Qty, - 02 | 2 |
| 235 | 0683043 | | Running Boards, Flip Out, PUC | 1 |
| 236 | 0690029 | | Tailboard, 12" Deep, Full Width, Angled Corners, PUC/HDRP | 1 |
| 237 | 0003531 | | Wall, Rear, Body Material, PUC, PUC Tanker, PRM, HDRP | 1 |
| 238 | 0656764 | | Tow Bar, Under Tailboard | 1 |
| 239 | 0503804 | | Construction, Compt, Alum, Pumper, PUC | 1 |
| 240 | 0503803 | | LS 189" Rollup, (1) 62" Fwd, (1) 52" Rr, Full Height & Depth Front & Rear, PUC Width, PUC Pump Operators Panel Partition - 2.5" | 1 |
| | | | RS 189" Rollup, (1) 62" Fwd, (1) 52" Rr, Full Height & Depth Front & Rear, PUC | 1 |

| Line | Option | Type | Option Description | Qty |
|------|---------|------|---|-----|
| 241 | 0594005 | | Doors, Rollup, Amdor, Side Compartments Qty, Door Accessory - 06 Color, Roll-up Door - AMDOR Painted to Match Lower Body Latch, Roll-up Door - Non-Locking Liftbar | 6 |
| 242 | 0599445 | | Compt, Rear, Rollup, 33.50" FF, w/Tailboard, PUC/HDRP | 1 |
| 243 | 0593958 | | Door, Amdor, Rollup, Rear Compartment, PUC Color, Roll-up Door - AMDOR Painted to Match Lower Body Latch, Roll-up Door - Non-Locking Liftbar | 1 |
| 244 | 0732709 | | Pull Strap for Rollup Doors, Special Length Qty, Door Accessory - 02 Location, Door Accessory - Left & right side crosslay modual doors Color, Strap - Black Length, Pull Strap - 24.00" | 2 |
| 245 | 0689549 | | Lights, Compt, Pierce LED, Dual Light Strips, Each Side of Door Location - all compartments Qty, - 07 | 7 |
| 246 | 0515679 | | 189" Hatch, (2) Lift-up, 21" Wide, Both Sides, PUC/HDRP Size, Hatch Compt, Height - 22.00" Trim, Body/Hatch Compt Seam, Horizontal, Pair - Painted Formed Aluminum Trim, Body/Hatch Compt Seam, Vertical, Pair, PUC - Painted Smooth Weld Matting, Floor, Hatch Compt - Turtle Tile - Black | 1 |
| 247 | 0733406 | | Handrails, Hatch Step Area, (1) Curved & (1) Straight | 1 |
| 248 | 0688124 | | Lights, Hatch Compt, LED Strip Light, 189", Both Sides | 1 |
| 249 | 0687145 | | Shelf Tracks, Recessed, PUC/3rd Generation | 1 |
| 250 | 0600350 | | Shelves, Adj, 500 lb Capacity, Full Width/Depth, Predefined Locations Qty, Shelf - 02 Material Finish, Shelf - Painted - Spatter Gray Location, Shelves/Trays, Predefined - RS1-Centered and LS3-Lower Third | 2 |
| 251 | 0709690 | | Tray, 250 lb Slide-out, 2" Sides - Adj. Height, Predefined Locations Qty, Tray (slide-out) - 02 Location, Shelves/Trays, Predefined - RS3-Centered Left of Partition and LS3-Lower Third Material Finish, Tray - Painted - Spatter Gray | 2 |
| 252 | 0767212 | | Tray, 215 lb, Tilt/Slide-Out, 50 Deg, Double Tray,For SCBA Mounting,4 Packs,CARE Qty - 1 Location, Tray - RS2 Material Finish, Tray - Painted - Spatter Gray | 1 |
| 253 | 0766845 | | Tray, 215 lb, Tilt/Slide-Out, 50 Deg, Single Tray,For SCBA Mounting,2 Packs,CARE Qty, Tray (slide-out) - 01 Location, Shelves/Trays, Predefined - RS3-Centered Right of Partition Material Finish, Tray - Painted - Spatter Gray | 1 |
| 254 | 0709692 | | Tray, 215 lb, Tilt/Slide-Out, 30 Deg, Adj, Predefined Locations Qty, Tray (slide-out) - 04 Location, Shelves/Trays, Predefined - RS1-Upper Third, RS3-Upper Third Left of Partition, LS2-Centered and LS3-Upper Third Right of Partition Material Finish, Tray - Painted - Spatter Gray | 4 |
| 255 | 0647044 | | Tray, Floor Mounted, Slide-Out, w/ Side Slides, FW/FD, 500lb, 2.00" Sides, 3G Qty, - 03 location - B1; LS1; RS3 left of vertical partition Material - paint to match compt interior | 3 |
| 256 | 0895868 | SP | Toolboard, Swing-out, Alum, .188", Peg Board, 3G, Spcl Reinforcement Qty - 1 Location, Pivot - Front Mounting, Toolboard - Adjustable Frt-back Hole Diameter, Pegboard/Toolboard - .203" diameter Finish, Pegboard/Toolboard - Painted - Spatter Gray Location, Toolboard - LS1 - Full Height/Width | 1 |
| 257 | 0726412 | | Partition, Trans Rear Compt, PUC/HDRP Qty, Partition - 02 Location, Partition - c) both sides Material Finish, Partition - Painted - Spatter Gray | 2 |

| Line | Option | Type | Option Description | Qty |
|------|---------|------|--|-----|
| 258 | 0726457 | | Partition, Vertical Compt, Predefined Locations Qty, Partition - 01 Location, Partition/Toolboard, Predefined - RS3- 26.00" From Forward Door Frame | 1 |
| 259 | 0726781 | SP | Access Door, Rear of Hatch Compt, No Lip at Bottom Material Finish, Partition - Painted - Spatter Gray Location - Right side rear of hatch compartment in landing stepwell for access to trash hook and long tool storage. Access door to be hinged on left side. Qty, - 01 Door, Material & Finish, Storage - Aluminum Treadplate Latch, Door, Storage - "D" Handle Latch Door Type - vertically hinged | 1 |
| 260 | 0799343 | SP | Bracket, SCBA, Zico SC-50-H-6-SF, with PHS Location - On the 50-degree tilt/slide-out trays with (4) in RS2, two per tray, & (1) in RS3 mounted to the left 1/2 of the tray Qty, - 05 | 5 |
| 261 | 0062168 | | Cable Release, Tilt Tray, IAT Std Latches Location - All slide-out drop-down trays Qty, Comp. Accessory - 07 | 7 |
| 262 | 0793754 | SP | Fan, 12VDC, Compartment, Thermostatic Control, Compartment Location - RS1 compartment. Qty, - 01 Position, In Compt - One (1) fan to be located on partition wall between RS1 & B1, just above Medi-Kool for compressor air flow. Thermostat to be set at 90 degrees | 1 |
| 263 | 0003934 | | Dust Filter, Compt Louvers Location - B1 Qty, - 1 | 1 |
| 264 | 0034000 | | Louvers, Additional, Per Compartment Location - In B1 compartment on removable access panel on inside wall adjacent to standard louver Qty, Comp. Accessory - 01 | 1 |
| 265 | 0797957 | | Pac Trac, Installed on Compartment Wall, Back Wall Only Location - LS1 - UPPER BACK WALL AND LS3 - UPPER BACK WALL Qty, Comp. Accessory - 02 | 2 |
| 266 | 0734487 | SP | Floor, Above Storage Area, Hatch Compt, Low as Possible, Each, Notched Location - Left (driver) side hatch compartment above long tool storage Qty, - 01 Configuration - Keep the hatch floor as low as possible, close to the pike pole troughs. Notch the floor in 4" from the door to provide space for the trash hook head in the long tool storage. Match 34443, See photo in st7 of job e-folder | 1 |
| 267 | 0063064 | | Rub Rail, Aluminum Extruded, Side of Body, 3rd Gen Body | 1 |
| 268 | 0515441 | | Fender Crowns, Rear, S/S, W/Removable Fender Liner, Pumper, 3G Material Finish, Fender Liner - Brushed Stainless | 1 |
| 269 | 0519849 | | Not Required, Hose, Hard Suction | 1 |
| 270 | 0527021 | | Handrails Located @ Front Body | 1 |
| 271 | 0664688 | | Handrails, Rear, PUC/HDRP | 1 |
| 272 | 0000941 | | No Rear Hose Bed Handrail Required | 1 |
| 273 | 0636301 | | Compt, Extinguisher (2) Fender Panel, Triangular Door, 8" Dia Location, Bracket/comp. - Driver side forward of axle Qty, - 1 Door Finish, Fender Compt - Polished Latch, Air Bottle Compt - Flush Lift & Turn Insert, Air Bottle Compt - Rubber Matting and Strap | 1 |
| 274 | 0654143 | | Compt, Air Bottle, Single, Tri Door (DEF/Fuel), Fender Panel Door Finish, Fender Compt - Polished Latch, Air Bottle Compt - Flush Lift & Turn Insert, Air Bottle Compt - Rubber Matting | 1 |
| 275 | 0648325 | | Compt, Air Bottle, Double, Tri Door, Fender Panel Qty, Air Bottle Comp - 1 Door Finish, Fender Compt - Polished Location, Fender Compt - Double - RS Rear - Fuel Combo Latch, Air Bottle Compt - Flush Lift & Turn | 1 |

| Line | Option | Type | Option Description | Qty |
|------|---------|------|--|-----|
| 275 | | | Insert, Air Bottle Compt - W-Shaped Insert | |
| 276 | 0657522 | | Compt, Air Bottle, Triple, Fender Panel | 1 |
| | | | Qty, Air Bottle Comp - 1 | |
| | | | Door Finish, Fender Compt - Polished | |
| | | | Location, Fender Compt - Triple - RS Fwd | |
| | | | Latch, Air Bottle Compt - Flush Lift & Turn | |
| | | | Insert, Air Bottle Compt - Rubber Matting | |
| 277 | 0529100 | | Ladder, 28' Duo-Safety 1200-A 2-Sect, W/Hyd Lad Rack, PUC/HDRP | 1 |
| 278 | 0024232 | | Ladder, 16' Duo-Safety 875A Roof | 1 |
| | | | Qty, - 1 | |
| 279 | 0693729 | | Rack, Ladders, Hydraulic, RS, Air Clamps, Manual Override, PUC | 1 |
| | | | Door, Material & Finish, Storage - Smooth Aluminum | |
| | | | Ladder Rack Lock Enclosure/Light Mounting Bracket - RS Front & Rear | |
| | | | S/S Enclosures | |
| 280 | 0756375 | | Lights, Hyd Lad Rack Deployed, Truck-Lite 15**** | 1 |
| | | | Color, Light - Amber Flashing | |
| | | | Color, Lens, LED's - Clear | |
| | | | Trim, T-L 15 - Chrome | |
| 281 | 0733387 | | Ladder, 10' Duo-Safety Folding 585A | 1 |
| 282 | 0733005 | | Compt w/Trough, Folding Ladder, In Upper Body, LS | 1 |
| | | | Door, Material & Finish, Storage - Smooth Aluminum | |
| | | | Latch, Door, Storage - Lift and Turn Latch, Flush | |
| | | | Hinge Location - Outboard | |
| 283 | 0644626 | SP | Pike Poles, Customer Supplied | 4 |
| | | | Qty, Pike Poles - 4 | |
| | | | Pike Pole Make and Model - (1) Fire Hooks Unlimited all-purpose hook APH-10, (1) Fire Hooks Unlimited all-purpose hook APH-12 & (2) D-handled pike poles. (2) in right side pike pole storage compartment and (2) mounted in troughs within the DS hatch compartment | |
| 284 | 0816920 | | Pike Pole, Provided by Fire Department, NFPA 2024 | 1 |
| | | | Qty, - 01 | |
| | | | Pike Pole Make/Model - Fire Hooks Unlimited 8' All Purpose Hook | |
| 285 | 0732982 | | Tube, Pike Pole 8' or Longer, In Upper Body Long Tool Storage Compt | 2 |
| | | | Qty, Pike Poles - 2 | |
| | | | Location, Left Side, Right Side - Right Side | |
| | | | Material/Finish, Tube, Pike Pole - Aluminum | |
| | | | Width, Notch, Pike Pole Tube - 1.38", NY Notch | |
| 286 | 0816918 | | Pike Pole, 6', Provided by Fire Department, NFPA 2024 | 1 |
| | | | Qty, - 01 | |
| | | | Pike Pole Make/Model - Fire Hooks Unlimited 6' All Purpose Hook | |
| 287 | 0733012 | | Compt w/Tube, Pike Pole 6', In Upper Body, RS | 1 |
| | | | Door, Material & Finish, Storage - Smooth Aluminum | |
| | | | Latch, Door, Storage - Lift and Turn Latch, Flush | |
| | | | Hinge Location - Outboard | |
| | | | Material/Finish, Tube, Pike Pole - Aluminum | |
| | | | Width, Notch, Pike Pole Tube - 1.38", NY Notch | |
| 288 | 0081834 | | Trough for D-Handled Trash Hook, Qty | 2 |
| | | | Location - In driver side hatch compartment below false floor | |
| | | | Qty, - 02 | |
| 289 | 0789792 | SP | Tubes, Alum, Pike Pole Storage, Spcl Notch, APH Head | 2 |
| | | | Location - In LS folding ladder storage compartment | |
| | | | Qty, Pike Pole Tubes - 02 | |
| 290 | 0075477 | SP | Tube, Foam Pick-up, Storage, Husky 3/12 | 1 |
| | | | Location - Located in the upper crosslay area, to the rear of backboard storage above option 733780 PVC Tube for piercing nozzle | |
| 291 | 0521734 | | No Steps Required, Front Of Body, PUC | 1 |
| 292 | 0515521 | | Ladder, Top Access, Alum, LH Rear, PUC/HDRP | 1 |
| | | | Do Not Move Truck Indicator - DNMT indicator | |
| 293 | 0515692 | | Pump Operators Panel, 31", Control Zone, PUC | 1 |
| 294 | 0520016 | | Not Required, Pumphouse Structure, PUC | 1 |
| 295 | 0606022 | SP | Step Platform, Treadplate, Access to Hose Bed | 1 |
| | | | Location - On rear cargo area wall located between Husky reservoir and vertical exhaust. | |
| 296 | 0889385 | | Pump, Pierce, 1500 GPM, Single Stage, PUC-NG | 1 |

| Line | Option | Type | Option Description | Qty |
|------|---------|------|--|-----|
| 297 | 0515822 | | Seal, Mechanical, Silicon Carbide, PUC Pump | 1 |
| 298 | 0802234 | | Gear Case, Integrated Pump Transmission, PUC-NG, Cummins | 1 |
| 299 | 0721196 | | Pumping Mode, Pump and Roll/Stationary, Basic, MUX, PUC | 1 |
| 300 | 0515829 | | Pump Shift, Sure-Shift | 1 |
| 301 | 0515833 | | Transmission Lock-up, Not Req'd, Park to Neutral, Pump, PUC | 1 |
| 302 | 0515835 | | Auxiliary Cooling System, PUC | 1 |
| 303 | 0014486 | | Not Required, Transfer Valve, Single Stage Pump | 1 |
| 304 | 0777650 | | Valve, Relief Intake, Akron | 1 |
| | | | Pressure Setting - 125 psig | |
| | | | Intake Relief Valve Control - Behind Right Side Pump Panel | |
| 305 | 0724463 | | Controller, Pressure, Pierce LCD, PUC | 1 |
| | | | Pressure Governor Throttle Control - Clockwise | |
| | | | Pressure Governor Default Mode - No Mode/Default Press Setting | |
| 306 | 0072153 | | Primer, Trident, Air Prime, Air Operated | 1 |
| 307 | 0894571 | | Outlet, 0.75" Garden Hose, Fed From Water Pump w/PPV, "T" Swing Handle, CARE | 1 |
| | | | Location, Outlet - PUC Right side exterior pump panel | |
| | | | Qty, - 01 | |
| 308 | 0780359 | | Manuals, Pump, (2) Total, Electronic Copies, Pierce PUC Pump | 1 |
| 309 | 0602496 | | Plumbing, Stainless Steel and Hose, Single Stage Pump, PUC | 1 |
| 310 | 0795135 | | Plumbing, Stainless Steel, w/Foam System | 1 |
| 311 | 0517852 | | Inlets, 6.00" - 1250-2000 GPM, Pierce PUC Pump | 1 |
| 312 | 0767393 | | Valve, w/Relief, Right Inlet, 6", Akron 9333 Elec Controller, Manual Override, PUC | 1 |
| 313 | 0767402 | | Valve, w/Relief, Left Inlet, 6", Akron 9333 Elec Controller, Manual Override, PUC | 1 |
| 314 | 0004646 | | Cap, Main Pump Inlet, Long Handle, NST, VLH | 1 |
| 315 | 0084610 | | Valves, Akron 8000 series- All | 1 |
| 316 | 0520002 | | Valve, Inlet(s) Recessed, Side Cntrl, PUC | 1 |
| | | | Qty, Inlets - 1 | |
| 317 | 0004700 | | Control, Inlet, at Valve | 1 |
| 318 | 0004660 | | Inlet (1), Left Side, 2.50" | 1 |
| 319 | 0029147 | | Not Required, Inlet, Right Side | 1 |
| 320 | 0521137 | | Anode, Zinc, Pair, Pump Inlets, PUC | 1 |
| 321 | 0650999 | | No Front Inlet (Large Dia) Requested | 1 |
| 322 | 0064119 | | No Actuation Req'd | 1 |
| 323 | 0009606 | | No Intake Relief Valve Required on Front Inlet | 1 |
| 324 | 0650998 | | Not Required, Elbow/Swivel/Adapter, Front Suction | 1 |
| 325 | 0521688 | | Not Required, Cap, Long Handle, Front Inlet, Pre-connected Hose | 1 |
| 326 | 0554979 | | Inlet, Rear, 4"-6" w/5" Plmb, LS Rear Bulkhead, w/Bleeder Valve, PUC | 1 |
| | | | Inlet, Size - Five | |
| 327 | 0767411 | | Control, Rear Inlet, Akron 9333 Elec Controller, w/Override, Access Door | 1 |
| 328 | 0820186 | | Cap, Rear Inlet, Long Handle, Provided by Fire Department, NFPA 2024 | 1 |
| 329 | 0746865 | | Valve, Relief Intake, Rear Inlet, Elkhart | 1 |
| | | | Pressure Setting - 125 psig | |
| 330 | 0092568 | | No Rear Auxiliary Inlet Requested | 1 |
| 331 | 0723049 | | Valve, .75" Bleeder, Aux. Side Inlet, "T" Swing Handle | 1 |
| 332 | 0520277 | | Tank to Pump, (1) 3.00" Valve, 4.00" Plumbing, PUC | 1 |
| 333 | 0595508 | | Outlet, Tank Fill, 1.50", PUC | 1 |
| 334 | 0766941 | | Control, Outlets, Swing Handle, Elec Right Outlets Akron 9335 w/Press Disp, PUC | 1 |
| 335 | 0767026 | | Outlet, Left Side, 2.50" (2), Open Is Down, Closed Is Up, PUC | 1 |
| 336 | 0055095 | | Not Required, Elbow, Left Side Outlets, 2.50" | 1 |
| 337 | 0092570 | | Not Required, Outlets, Left Side Additional | 1 |
| 338 | 0035094 | | Not Required, Elbow, Left Side Outlets, Additional | 1 |
| 339 | 0557240 | | Not Required, Outlet, Right Side, PUC | 1 |
| 340 | 0021134 | | Not Required, Elbow, Right Side Outlets | 1 |
| 341 | 0092571 | | Not Required, Outlets, Right Side Additional | 1 |
| 342 | 0089584 | | Not Required, Elbow, Right Side Outlets, Additional | 1 |
| 343 | 0818640 | | Outlet, Large Diameter, Right Side, Akron Valve, PUC | 1 |
| | | | Outlet, Large Diameter, Plumbing - 4.00" | |
| | | | Outlet, Large Diameter, NST Adapter - 4.00" MNST | |
| | | | Outlet, Large Diameter, Valve Actuation - PUC Akron 9335 w/PSI | |
| 344 | 0527969 | | Cap, Large Dia Outlet, 4.00", IPO Elbow | 1 |

| Line | Option | Type | Option Description | Qty |
|------|---------|------|--|-----|
| 345 | 0607659 | | Outlet, Front, 1.50" w/2" Plumbing, Special Under Slung Bumper Fitting, Outlet - 1.50" NST with 90 degree swivel Drain, Front Outlet - Automatic Location, Front, Single - in right bumper tray | 1 |
| 346 | 0624067 | | Cover, Not Required, Front Bumper Crosslays, Selected in Other Category | 1 |
| 347 | 0092575 | | Not Required, Outlet, Rear | 1 |
| 348 | 0045099 | | Not Required, Elbow, Rear Outlets | 1 |
| 349 | 0537394 | | Not Required, Outlet, Rear, Additional, PUC | 1 |
| 350 | 0537395 | | Not Required, Elbow, Rear Outlets, Additional | 1 |
| 351 | 0516824 | | Outlet, Front of Hose Bed, 2.50", PUC Qty, Discharges - 02 location - Beds 3 & 4 - for single stack pre-connected hose | 2 |
| 352 | 0752096 | | Caps/Plugs for 1.00" to 3.00" Discharges/Inlets, Vinyl Covered Cable | 1 |
| 353 | 0723042 | | Valve, 0.75" Bleeder, Discharges, "T" Swing Handle | 1 |
| 354 | 0516869 | | Outlet, 3.00" Deluge w/2.50" Valve, w/TFT Extend-a-Gun XG18, Foam Bypass,PUC | 1 |
| 355 | 0770359 | | No Monitor Requested, Customer/Dealer Furnished and Installed Fill in Blank - Monitor, TFT Crossfire XFC-32 5" Storz Portable Base, M-R Nozzle | 1 |
| 356 | 0029304 | | No Nozzle Req'd | 1 |
| 357 | 0046857 | | Deluge Mount, For TFT Crossfire Monitor, TFT Manual Extend-A-Gun Only | 1 |
| 358 | 0740789 | SP | Crosslay Module, Standard Width, Off Center 4", Roll Up Doors, PUC | 1 |
| 359 | 0750897 | | Doors, Crosslay, Roll-up Amdor, Each End, Full Height, PUC Color, Roll-up Door - AMDOR Painted to Match Lower Body Latch, Roll-up Door - Non-Locking Liftbar Drip Pan - Drip Pan Not Required Paint Break, PUC Crosslay Door - Not Required | 1 |
| 360 | 0747660 | | Lights, Crosslay Compt, Forward LED, 2Lts | 1 |
| 361 | 0750916 | | Crosslays, (2) 1.50", W/Poly Trays, PUC Crosslay/Deadlay/Speedlay Capacity 1 - 200' of 1.75" double jacket hose | 1 |
| 362 | 0749431 | | Deadlay (1), No Plumbing, W/Poly Tray, PUC Crosslay/Deadlay/Speedlay Capacity 1 - 200' of 1.75" double jacket hose | 1 |
| 363 | 0733780 | SP | Tube, PVC, Upper Crosslay Module, PUC Size - 2" Qty - 1 Location, Tube - Mounted in upper crosslay area, to the rear of backboard storage, mounted below option 754477 Husky PU tube storage. Tube to be set inwards from the driver side access approximately 10" to allow for nozzle bail. | 1 |
| 364 | 0749401 | | Mounting, Backboard, Upper Crosslay Module, Strap, PUC Size, Backboard - Trough to be 20" tall x 6" wide x 72" long Qty - 1 | 1 |
| 365 | 0661221 | | Tray(s), Poly, Special Size, IPOS Location - Both 1.5" crosslays Qty, - 02 Size - (2)1.75 trays to be 7.5" wide x 13.75" high - match 34443 | 2 |
| 366 | 0789764 | SP | Reel, Booster, Aluminum - Over Pump, Left Side, NPSH Fittings | 1 |
| 367 | 0011060 | | Switch, Reel Rewind - One at Pump Panel | 1 |
| 368 | 0753601 | SP | Hose, Booster - 100' of 1.00" Niedner ReelTex, NPSH | 1 |
| 369 | 0005245 | | Capacity, Hose Reel, Special Capacity, Reel - 100' Niedner ReelTex hose | 1 |
| 370 | 0007428 | | Nozzle for Booster Reel Not Req'd | 1 |
| 371 | 0822465 | | Foam Sys, Husky 12, Single Agent, PUC NG, PTO, Multi Select Feature Discharge, Foam Locations - Crosslay Lower Rear, 2nd front of hose bed discharge on right side, Crosslay Lower Front, Front Bumper Right Side, Deluge Foam Bypass and Front of Hose Bed Right Side | 1 |
| 372 | 0012126 | | Not Required, CAF Compressor | 1 |
| 373 | 0552481 | | Refill, Foam Tank, Single Tank, Husky 12, Class A Foam | 1 |
| 374 | 0031896 | | Demonstration, Foam System, Dealer Provided | 1 |
| 375 | 0540224 | | Foam Cell, 25 Gallon, Reduce Water, PUC Type of Foam - Class "A" | 1 |
| 376 | 0505016 | | Drain, 1.00", Foam Tank #1, Husky 12 Foam System | 1 |
| 377 | 0091079 | | Not Required, Foam Tank #2 | 1 |
| 378 | 0091112 | | Not Required, Foam Tank #2 Drain | 1 |

| Line | Option | Type | Option Description | Qty |
|------|---------|------|--|-----|
| 379 | 0746447 | | Approval Dwg, All Pump Panel(s), Includes Color And Label Tags Num Of Truck(s) or Sim Unit, ALL Pump Pnl, Dwg - 35124 | 1 |
| 380 | 0032479 | | Pump Panel Configuration, Control Zone | 1 |
| 381 | 0516975 | | Material, Pump Panels, Operators Brushed Stainless, Sides Brushed Stainless, PUC | 1 |
| 382 | 0516978 | | Pump and Plumbing Access, Simple Tilt Service, PUC | 1 |
| 383 | 0618458 | | Light, Pump Compt, WIn 3SC0CDCR LED White, PUC Qty, - 01 | 1 |
| 384 | 0516983 | | Gauges, Engine, Included With Pierce Pressure Controller, PUC | 1 |
| 385 | 0005601 | | Throttle, Engine, Incl'd w/Press Controller | 1 |
| 386 | 0739224 | | Indicator Light @ Pump Panel, Throttle Ready, Incl w/Pressure Gov/Throttle,Green | 1 |
| 387 | 0549333 | | Indicators, Engine, Included with Pressure Controller | 1 |
| 388 | 0511078 | | Gauges, 4.00" Master, Class 1, 30"-0-600psi | 1 |
| 389 | 0511100 | | Gauge, 2.00" Pressure, Class 1, 30"-0-400psi | 1 |
| 390 | 0517009 | | Gauge, Water Level, Pierce, In pressure Controller, w/Mini Slave, PUC Activation, Water Level G - pg) pump in gear | 1 |
| 391 | 0517012 | | Gauge, Foam Level, Pierce, PUC, PP and Mini in Cab Activation, Foam Level Gauge - pump in gear | 1 |
| 392 | 0653081 | | Light, Pump Operator & Panel, Side Ctrl, PUC, 60354C LED Cab & LED OH Chr Cvr | 1 |
| 393 | 0766198 | | Air Horns, (2) Hadley, Rectangular Bell, Below Bumper | 1 |
| 394 | 0606835 | | Location, Air Horns, Bumper, Each Side, Outside Frame, Outboard (Pos #1 & #7) | 1 |
| 395 | 0757092 | | Control, Air Horn, Multi Select | 1 |
| 396 | 0757078 | | Control, Air Horn, Push Button Sw, RS | 1 |
| 397 | 0757081 | | Control, Air Horn, Ft Sw, LS | 1 |
| 398 | 0757084 | | Control, Air Horn, Horn Ring | 1 |
| 399 | 0533071 | | Siren, WIn 295SLSC1, 100 or 200 Watt, w/Plug-in/Detachable Microphone Cord | 1 |
| 400 | 0510206 | | Location, Elect Siren, Recessed Overhead In Console Location, Elec Siren - Overhead, DS Inside Sw Pnl | 1 |
| 401 | 0076157 | | Control, Elec Siren, Horn Ring | 1 |
| 402 | 0601304 | | Speaker, (2) WIn, SA315P, w/Pierce Polished Stainless Steel Grille, 100 watt Connection, Speaker - siren head | 1 |
| 403 | 0601559 | | Location, Speaker, Frt Bumper, Recessed, Each Side, Inside Frame (Pos 3 & 5) | 1 |
| 404 | 0895310 | | Siren, Federal Q2B Finish, Q2B Siren - Chrome | 1 |
| 405 | 0578974 | | Siren, Mechanical, Recessed In Grille, Imp/Vel | 1 |
| 406 | 0748305 | | Control, Mech Siren, Multi Select | 1 |
| 407 | 0748279 | | Control Mech Siren, Push Button Sw, RS ** | 1 |
| 408 | 0748282 | | Control Mech Siren, Ft Sw LS ** | 1 |
| 409 | 0740391 | | Sw, Siren Brake, Momentary Chrome Push Button, RS | 1 |
| 410 | 0746353 | | Not Required, Warning Lights Intensity | 1 |
| 411 | 0741403 | SP | Lightbar, WIn, Freedom IV-Q, 81", RRBRRBBStrRRBBRRBB Filter, Whl Freedom Ltbrs - No Filters | 1 |
| 412 | 0790001 | | Power Supply, Tomar 3065-R-OML Traffic Light Controller, Single Strobe Tube Opticom Priority - b) High Opticom Activation - Cab Switch & E-Master Momentary Opticom Activation - DS Switch | 1 |
| 413 | 0743350 | | Light, Front Zone, WIn 6RB** 6RB** 6RB** 6RB** LED, 4lts Q Bezel Color, Lens, LED's - Clear Color, Lt DS Frnt Outside - DS Front Outside Red Color, Lt PS Frnt Outside - PS Front Outside Red Color, Lt DS Front Inside - Left Blue Color, Lt PS Front Inside - Right Blue Color, Q Bezel and Trim - Polished Chrome | 1 |
| 414 | 0898752 | | Lights, Side Zone Lower, WIn M6#, M6#, M6# Split Color 6Lts Location, Lights Mid - Rear lower edge of the cab just above PUC pump panel Location, Lights Rear - (1) each side, centered, above the rear wheel wells Location, Lights Front Side - b)each side bumper Color, Trim - Chrome Trim Color, Lt Side Frnt RS Cmb - Red Blue Color, Lt Side Frnt LS Cmb - Red Blue | 1 |

| Line | Option | Type | Option Description | Qty |
|------|---------|------|---|-----|
| 414 | | | Color, Lt Side Mid LS Cmb - Red/Blue Color, Lt Side Mid RS Cmb - Red Blue Color, Lt Side Rear RS Cmb - Blue Red Color, Lt Side Rear LS Cmb - Blue Red | |
| 415 | 0742884 | | Lights, Side, WIn M6# Split Color LED 1st Location, Lights - (1) each side, high, to the rear of each crew cab door; (1) each side, high and forward, on the sides of the upper rear body side sheet Qty, - 04 Control, Light - b) side warning Color, Lt Side Split - Red and Blue Color, Trim - Chrome Trim | 4 |
| 416 | 0750399 | | Lights, Side, WIn PS#02FCR LED, Rub Rail Mtd, 1st Location, Lights - Centered in the rub rails below LS1, LS3 RS1 & RS3 Qty, - 04 Color, Lights, Warning - Red and Blue Control, Light - b) side warning Color, Trim - Chrome Trim | 4 |
| 417 | 0742881 | | Lights, Side, WIn M6# Split Color LED 2nd Location, Lights - (1) each side, centered, above the front wheel wells Qty, - 02 Control, Light - b) side warning Color, Lt Side Split - Blue and Red Color, Trim - Chrome Trim | 2 |
| 418 | 0890326 | | Lights, Rear Zn Lwr, WIn M6# LED, Split Color, For Tail Lt Housing Color, Lt DS Rear Splt - Red Outside, Blue Inside Color, Lt PS Rear Splt - Red Outside, Blue Inside | 1 |
| 419 | 0747386 | | Lights, Rear, WIn 6RB** LED, Features 1st Location - One (1) each side on rear body bulkhead between 4-place tail light bezel and upper M9V lights as close to centered as possible without being blocked by the ladder when stowed Color, Light - f) blue Qty, - 02 Control, Light - a) rear upper warning Color, Lens, LED's - c)clear Color, Trim - Chrome Trim | 2 |
| 420 | 0740407 | | Lights, Rear, WIn M6** LED, Features 1st Location - Lower rear inside of the tail lights as shown on AD Qty, - 02 Color, Lights, Warning - Red Flashing Control, Light - c) rear lower warning Color, Lens, LED's - Clear Color, Trim - Chrome Trim | 2 |
| 421 | 0741440 | SP | Lights, Rear/Side Up Zone, WIn M6# Side, M9V2** Rear, 4lts Color, Lens, LED's - c)clear Color, Lt, Side Rear Upper DS - Side Rear Upper Split R/B Color, Lt, Side Rear Upper PS - Side Rear Upper Split R/B Color, Lt, Rear Upper DS - r) DS Rear Upper Red Color, Lt, Rear Upper PS - r) PS Upper Rear Red Control, Scene Lts - Cab Sw Panel DS and Body Switch, DS Rear SS Color, Trim - Chrome Trim | 1 |
| 422 | 0006551 | | Not Required, Lights, Rear Upper Zone Blocking | 1 |
| 423 | 0537807 | | Mounting, Rear Warn Lights, Side Sheets & On Rear Bulkheads | 1 |
| 424 | 0791528 | | Light, Traffic Directing, WIn TAL65, 36.00" Long, TACTL5 Activation, Traffic Dir L - Not Connected | 1 |
| 425 | 0551728 | | Location, TDL, Recessed with S/S Trim | 1 |
| 426 | 0530288 | | Location, Traf Dir Lt Controller, Overhead Recessed Console, above Eng Tnl DS | 1 |
| 427 | 0896099 | SP | Refrigerator, Mermaid MK-3.16 AZHH, Stainless Steel, KL1000 Lock, 10 Gauge Wire Location - Mounted on RS1 floor against LS sidewall. Compressor on top to be orientated so 13" side follows 24" deep side of cabinet, as far to the left as possible. Power feed to be 10 gauge wire to prevent overheating. See marked up AD drawing stg 3 job e-folder Hinge Location - Bottom Location, Compressor - Top Compressor | 1 |

| Line | Option | Type | Option Description | Qty |
|------|---------|------|--|-----|
| 428 | 0519934 | | Not Required, Brand, Hydraulic Tool System | 1 |
| 429 | 0649753 | | Not Required, PTO Driven Hydraulic Tool System | 1 |
| 430 | 0007150 | | Bag of Nuts and Bolts | 1 |
| | | | Qty, Bag Nuts and Bolts - 1 | |
| 431 | 0766730 | | Speed Wrench, Electric Valve Override | 1 |
| 432 | 0816508 | | NFPA Required Loose Equipment, Pumper, NFPA 2024, Provided by Fire Department | 1 |
| 433 | 0816941 | | Soft Suction Hose, Provided by Fire Department, NFPA 2024 | 1 |
| 434 | 0027023 | | No Strainer Required | 1 |
| 435 | 0816939 | | Extinguisher, Dry Chemical, NFPA 2024, Provided by Fire Department | 1 |
| 436 | 0816937 | | Extinguisher, 2.5 Gal. Pressurized Water, NFPA 2024, Provided by Fire Department | 1 |
| 437 | 0816998 | | Axe, Flathead, Provided by Fire Department | 1 |
| 438 | 0817000 | | Axe, Pickhead, Provided by Fire Department | 1 |
| 439 | 0741569 | | Paint Process / Environmental Requirements, Appleton | 1 |
| 440 | 0709846 | | Paint, Two-Tone Color, Velocity/Impel | 1 |
| | | | Paint Color, Upper Area, Predefined - #10 White | |
| | | | Shield, Cab - Standard Shield | |
| | | | Paint Color, Lower Area, Predefined - 219 Red, match previous | |
| | | | Paint Break, Cab - Standard Two-Tone Cab Break | |
| 441 | 0709845 | | Paint, Single Color, Body | 1 |
| | | | Paint, Body - Match Lower Cab | |
| 442 | 0646897 | | Paint Chassis Frame Assy, E-Coat, Standard | 1 |
| | | | Paint Color, Frame Assembly, Predefined - Standard Black | |
| 443 | 0693797 | | No Paint Required, Aluminum Front Wheels | 1 |
| 444 | 0687653 | | Paint, Rear Wheels, Single Axle, Alum-Stl | 1 |
| | | | Paint, Wheels - Powder Coat Black #101 | |
| 445 | 0733739 | | Paint, Axle Hubs | 1 |
| | | | Paint, Axle Hub - Primary Job Color | |
| 446 | 0007230 | | Compartment, Painted, Spatter Gray | 1 |
| 447 | 0544111 | | Reflective Band, 10" | 1 |
| | | | Color, Reflect Band - A - a) white | |
| 448 | 0510041 | | Reflective across Cab Face, Imp/Vel | 1 |
| 449 | 0593732 | | Stripe, Chevron, Rear, Diamond Grade, Pumper, PUC | 1 |
| | | | Color, Rear Chevron DG - fluorescent yellow green | |
| 450 | 0033206 | | "Chop/Chop" Effect In Reflective Stripe | 1 |
| | | | Location - Located on the D3/P3 Roll-up doors. | |
| | | | Qty, - 01 | |
| 451 | 0017359 | | Stripe, Black Outline, Vinyl on Reflective Band | 1 |
| | | | Qty, - 01 | |
| 452 | 0065687 | | Stripe, Reflective, Cab Doors Interior | 1 |
| | | | Color, Reflective - e) black | |
| 453 | 0679822 | | Stripe, Sign Gold, Two-Tone Paint Break with Shield, IPO Chrome Molding | 1 |
| 454 | 0594559 | | Lettering Specifications, (Sign Gold Process) | 1 |
| 455 | 0685932 | | Lettering, Sign Gold, 3.00", (41-60) | 1 |
| | | | Outline, Lettering - Outline and Shade | |
| 456 | 0685814 | | Lettering, Sign Gold, 4.00", (21-40) | 1 |
| | | | Outline, Lettering - Outline and Shade | |
| 457 | 0685826 | | Lettering, Sign Gold, 2.00", Each | 24 |
| | | | Qty, Lettering - 24 | |
| | | | Outline, Lettering - Outline and Shade | |
| 458 | 0685800 | | Lettering, Sign Gold, 6.00", Each | 6 |
| | | | Qty, Lettering - 06 | |
| | | | Outline, Lettering - Outline and Shade | |
| 459 | 0685754 | | Lettering, Sign Gold, 8.00", Each | 11 |
| | | | Qty, Lettering - 11 | |
| | | | Outline, Lettering - Outline and Shade | |
| 460 | 0685806 | | Lettering, Sign Gold, 5.00", Each | 4 |
| | | | Qty, Lettering - 04 | |
| | | | Outline, Lettering - Outline and Shade | |
| 461 | 0685793 | | Lettering, Sign Gold, 7.00", Each | 2 |
| | | | Qty, Lettering - 02 | |
| | | | Outline, Lettering - Outline and Shade | |

| Line | Option | Type | Option Description | Qty |
|------|---------|------|--|-----|
| 462 | 0685744 | | Lettering, Sign Gold, 10.00", (1-20) | 1 |
| | | | Outline, Lettering - Outline and Shade | |
| 463 | 0733875 | SP | Emblem, Arizona Waving Flag, Gerber Vision, (pair) | 1 |
| | | | Location, Emblem - One (1) on each side upper crew cab door window | |
| 464 | 0666414 | | Emblem, Freedom Flag, Each | 2 |
| | | | Qty, - 02 | |
| | | | Location, Emblem - To the rear of the crew cab door in upper area | |
| | | | Size, Flag - 9" - 11" | |
| 465 | 0769753 | | Emblem, American Flag Painted on Cab Grille, All Custom Chassis | 1 |
| 466 | 0529225 | | Manuals, Two (2) CD, Fire Apparatus Parts, Custom Chassis | 1 |
| 467 | 0531636 | | Manual, (2) CD, Chassis Service, Custom | 1 |
| 468 | 0531638 | | Manual, Two (2) CD, Chassis Operation, Custom | 1 |
| 469 | 0030008 | | Warranty, Basic, 1 Year, Apparatus, WA0008 | 1 |
| 470 | 0611136 | | Warranty, Chassis, 3 Year, Velocity/Impel, WA0284 | 1 |
| 471 | 0696698 | | Warranty, Engine, Cummins, 5 Year, WA0181 | 1 |
| 472 | 0684953 | | Warranty, Steering Gear, Sheppard M110, 3 Year WA0201 | 1 |
| 473 | 0595767 | | Warranty, Frame, 50 Year, Velocity/Impel, WA0038 | 1 |
| 474 | 0595698 | | Warranty, Axle, 3 Year, TAK-4, WA0050 | 1 |
| 475 | 0733306 | | Warranty, Single Axle, 5 Year, Meritor, General Service, WA0384 | 1 |
| 476 | 0652758 | | Warranty, ABS Brake System, 3 Year, Meritor Wabco, WA0232 | 1 |
| 477 | 0019914 | | Warranty, Structure, 10 Year, Custom Cab, WA0012 | 1 |
| 478 | 0744240 | | Warranty, Paint, 10 Year, Cab, Pro-Rate, WA0055 | 1 |
| 479 | 0595770 | | Warranty, Power Step, 2 Year, WA0031 | 1 |
| 480 | 0524627 | | Warranty, Electronics, 5 Year, MUX, WA0014 | 1 |
| 481 | 0695416 | | Warranty, Pierce Camera System, WA0188 | 1 |
| 482 | 0647720 | | Warranty, Pierce LED Strip Lights, WA0203 | 1 |
| 483 | 0046369 | | Warranty, 5-year EVS Transmission, Standard Custom, WA0187 | 1 |
| 484 | 0685945 | | Warranty, Transmission Cooler, WA0216 | 1 |
| 485 | 0688798 | | Warranty, Water Tank, Lifetime, UPF, Poly Tank, WA0195 | 1 |
| 486 | 0596025 | | Warranty, Structure, 10 Year, Body, WA0009 | 1 |
| 487 | 0693126 | | Warranty, AMDOR, Roll-up Door, 10 Year/5 Year Painted, WA0185 | 1 |
| 488 | 0889364 | | Warranty, Pump, Pierce, PUC-NG, 7 Year Parts, 1 Year Labor, WA0390 | 1 |
| 489 | 0648675 | | Warranty, 10 Year S/S Pumbing, WA0035 | 1 |
| 490 | 0657846 | | Warranty, Foam System, Husky 12, WA0231 | 1 |
| 491 | 0595820 | | Warranty, Paint, 10 Year, Body, Pro-Rate, WA0057 | 1 |
| 492 | 0595412 | | Warranty, Graphics Lamination, 1 Year, Apparatus, WA0168 | 1 |
| 493 | 0819254 | | Certification, Vehicle Stability, CD0196 | 1 |
| 494 | 0808580 | | Certification, Engine Installation, Imp/Vel, Cummins X10, 2027 | 1 |
| 495 | 0686786 | | Certification, Power Steering, CD0098 | 1 |
| 496 | 0892701 | | Certification, Cab Integrity, Impel/Velocity FR, CD0190 | 1 |
| 497 | 0548950 | | Certification, Cab Door Durability, Velocity/Impel, CD0001 | 1 |
| 498 | 0548967 | | Certification, Windshield Wiper Durability, Impel/Velocity, CD0005 | 1 |
| 499 | 0667411 | | Certification, Electric Window Durability, Velocity/Impel FR, CD0004 | 1 |
| 500 | 0549273 | | Certification, Seat Belt Anchors and Mounting, Imp/Vel/Vel SLT, CD0018 | 1 |
| 501 | 0735950 | | Certification, Cab HVAC System Perf, Vel/Imp FR, CD0166/CD0168/CD0176/CD0177 | 1 |
| 502 | 0545073 | | Amp Draw Report, NFPA Current Edition | 1 |
| 503 | 0002758 | | Amp Draw, NFPA/ULC Radio Allowance | 1 |
| 504 | 0799248 | | Appleton/Florida BTO | 1 |
| 505 | 0000048 | | PUMPER/TANKER, 3rd Gen | 1 |
| 506 | 0000012 | | PIERCE CHASSIS | 1 |
| 507 | 0004713 | | ENGINE, OTHER | 1 |
| 508 | 0046396 | | EVS 4000 Series TRANSMISSION | 1 |
| 509 | 0520324 | | PIERCE PUMP, PUC | 1 |
| 510 | 0020009 | | POLY TANK | 1 |
| 511 | 0028048 | | FOAM SYSTEM | 1 |
| 512 | 0020006 | | SIDE CONTROL | 1 |
| 513 | 0020007 | | AKRON VALVES | 1 |
| 514 | 0020014 | | FRONT SUCTION | 1 |
| 515 | 0020015 | | ABS SYSTEM | 1 |
| 516 | 0658751 | | PUMPER BASE | 1 |



EXHIBIT C



February 20, 2024

Town of Queen Creek, AZ
One (1) Velocity Heavy Duty Rescue CC851
Build Location: Appleton, WI

Table with 2 columns: Description and Amount. Rows include Proposal Price (\$1,649,776.00), Arizona State Sales Tax @ 5.60% (92,387.46), Phoenix Sales Tax @ 2.70% (44,543.95), PHX Transportation Plan Tax @ 0.3% of \$13,866.00 (41.66), Total Bid Price Including Sales Tax (\$1,786,749.07), Less chassis progress payment discount (20,418.00), Less payment upon completion @ factory discount (16,553.00), Less 100% pre-payment discount (156,638.00), Subtotal including all pre-pay discounts (\$1,456,167.00), Arizona State Sales Tax @ 5.60% (81,545.35), Phoenix Sales Tax @ 2.70% (39,316.51), PHX Transportation Plan Tax @ 0.3% of \$13,866.00 (41.66), Total Bid Price Including Pre-Pay Discounts & Sales Tax (\$1,577,070.52).

Terms:

Price Expiration: The above pricing is valid until April 26, 2024.

Future Changes: Various state or federal regulatory agencies (e.g. NFPA, DOT, EPA) may require changes to the Specifications and in any such event any resulting cost increases incurred to comply will be added to the Purchase Price to be paid by the Customer and documented on a Change Order.

Component Price Volatility: Company shall not be responsible for any unforeseen price increase enacted by the suppliers of major components of the Product (including but not limited to engine, transmission, and fire pump) after the execution of contract or purchase order. Any price increase major components of the product will be passed through to the Customer and will be documented on a Change Order.

Delivery: Based on Pierce's current delivery schedule the apparatus would be ready for delivery from factory within 44 to 49 months after contract execution or purchase order. Delivery is subject to change pending Pierce's delivery schedule at time of order. This time does not include any possible delays that may be caused by national disasters or pandemic.

Payment Terms:

a. If pre-payment discount options are elected, the following terms will apply:

- i. Chassis Progress Payment Discount: The chassis progress payment in the amount of \$680,609.00 will be due three (3) months prior to the ready for pick up from the factory date. If elected, an invoice will be provided 30 days prior to the chassis payment due date. If payment is not made when due the discount total will be added back to the final invoice.
ii. Payment Upon Completion at Factory Discount: If elected final payment is due prior to apparatus leaving the factory for delivery. If payment is not processed upon receipt of invoice the discount total will be required in addition to the invoice amount.
iii. 100% Pre-Payment Discount: If elected, an invoice will be provided upon order processing for the 100% pre-payment. Upon receipt of invoice, payment must be made within thirty (30) days. If this option is elected, the discount is in addition to the chassis progress payment discount, and the payment upon completion at the factory discount. If payment is not made when due, the above mentioned pre-payment discounts or a portion thereof, will be added back to the final invoice. Final payment, including any changes made during manufacturing, is due upon completion of the Product at the factory and prior to delivery from the factory.

b. If pre-payment discount options are not elected standard payment terms will apply: Final payment will be due 30 days after the apparatus leaves the factory for delivery. If payment is not made at that time a late fee will be applicable.

c. Payments made for apparatus using a credit card will be applicable to a credit card convenience fee.

Consortium Purchase: The proposal is based on the apparatus being purchased through NPPGov utilizing League of Oregon Cities Master Price Agreement for RFP No. 1905 for Fire Apparatus contract PS20240 valid until 5/27/2024. It is the purchaser's responsibility to determine if the use of consortiums meets their purchasing requirements.

Performance Bond: A performance bond is included in the above price and will be provided after order placement. If customer elects to remove the performance bond \$4,988.00 may be deducted from the purchase price. All purchase orders must include the following verbiage if a performance bond is elected, "Due to global supply chain constraints, any delivery date contained herein is a good faith estimate as of the date of this order/contract, and merely an approximation based on current information. Delivery updates will be made available, and a final firm delivery date will be provided as soon as possible."

Transportation: Transportation of the apparatus to be driven from the factory to the customers location is included in the above pricing. However, if permits are not obtainable, due to the weight of the apparatus, and the apparatus must be transported on a flat bed, additional Transportation charges will be the responsibility of the customer. We will provide pricing at that time if necessary. If customer elects to drive the apparatus from the factory, **\$5,500.00** may be deducted from the purchase price. if this option is elected payment in full and proof of insurance must be provided prior to leaving the factory and the customer is responsible for compliance with all state, local and federal DOT requirements including the driver possessing a valid CDL license.

Inspection Trips: **Three (3)** factory inspection trips for **four (4)** customer representatives is included in the above pricing. The inspection trips will be scheduled at times mutually agreed upon between the manufacture's representative and the customer, during the window provided by the manufacturer. Airfare, lodging and meals while at the factory are included. In the event the customer is unable to travel to the factory or the factory is unable to accept customers due to the restrictions caused by a national disaster or pandemic then the Dealership reserves the right to use forms of electronic media to accomplish the intention of the inspection trips. Every effort will be made to make the digital media as thorough as possible to satisfy the expectations of the of the customer. If the customer elects to forgo an inspection trip **\$2,400.00** per traveler (per trip) will be deducted from the final invoice.

Acceptance of Proposal:

- a. If the customer wishes to purchase the proposed apparatus Hughes Fire Equipment will provide the Customer its form of Purchase Agreement for the Customer's review and signature.
 - b. If the Customer desires to use its standard form of purchase order as the Purchase Agreement, the purchase order is subject to review for any required revisions prior to acceptance.
 - i. Purchase orders must be addressed to Hughes Fire Equipment, Inc., 910 Shelley Street, Springfield, Oregon 97477.
 - ii. Purchase order must reference **"One (1) Velocity Heavy Duty Rescue CC851 dated 02/20/2024."**
 - iii. Purchase order must include the following verbiage if a performance bond is elected, **"Due to global supply chain constraints, any delivery date contained herein is a good faith estimate as of the date of this order/contract, and merely an approximation based on current information. Delivery updates will be made available, and a final firm delivery date will be provided as soon as possible."**
 - iv. Purchased order should reference, **"Purchased utilizing NPPGov contract PS20240."**
 - v. Purchase orders must be signed and dated by authorized personnel.
-

By signing below you agree to purchase the above apparatus.

Customer Signature: _____

Date: _____

PO # (if applicable): _____

Proudly serving you, while you serve your communities since 1987



Option List

2/20/2024

Customer: QUEEN CREEK FIRE DEPARTMENT
Representative Callies, Chris
Organization: Hughes Fire Equipment, Inc
Requirements Manager:
Description: Queen Creek Velocity Hazmat WI/NWI HDR
Body: HDR, Combination Walk-In/Non-Walk-In, Aluminum
Chassis: Velocity Chassis (Big Block), 2010

Bid Number: 851
Job Number:
Number of Units: 1
Bid Date: 02/22/2024
Stock Number:
Price Level: 48 (Current: 48)
Lane:

| Line | Option | Type | Option Description | Qty |
|------|---------|------|--|-----|
| 1 | 0766614 | | Boiler Plates, Heavy Duty Rescue Fire Department/Customer - Town of Gilbert Fire-Rescue Operating/In conjunction W-Service Center - Operating Miles - 50 Miles Number of Fire Dept/Municipalities - 5 Bidder/Sales Organization - Hughes Fire Equipment Delivery - Delivery representative Dealership/Sales Organization, Service - Hughes Fire Equipment | 1 |
| 2 | 0661794 | | Single Source Compliance | 1 |
| 3 | 0584456 | | Manufacture Location, Appleton, Wisconsin | 1 |
| 4 | 0584452 | | RFP Location: Appleton, Wisconsin | 1 |
| 5 | 0588609 | | Vehicle Destination, US | 1 |
| 6 | 0816491 | | Comply NFPA 1900 Changes Effective Jan 1, 2024, With Exceptions | 1 |
| 7 | 0533352 | | Special Services (Rescue) Fire Apparatus | 1 |
| 8 | 0588614 | | Vehicle Certification, Rescue | 1 |
| 9 | 0681285 | | Agency, Apparatus Certification, Rescue, U.L. | 1 |
| 10 | 0816495 | | Certification, Vehicle Inspection Program, NFPA 1900 | 1 |
| 11 | 0733614 | | Consortium, NPPGov (LOC) | 1 |
| 12 | 0535579 | | Not Required, Unit of Measure, (no pump, no tank) | 1 |
| 13 | 0030006 | | Bid Bond Not Requested | 1 |
| 14 | 0816574 | | Performance Bond, 100% with Warranty Bond, 1 Yr, and Payment Bond, PPI Terms Percentage, Contract - 100% | 1 |
| 15 | 0000007 | | Approval Drawing | 1 |
| 16 | 0672034 | | Drawing, Cab, Top View, Seating Only, Reference Only | 1 |
| 17 | 0002928 | | Electrical Diagrams | 1 |
| 18 | 0564202 | | Velocity Chassis (Big Block), 2010 | 1 |
| 19 | 0000110 | | Wheelbase Wheelbase - 271" | 1 |
| 20 | 0000070 | | GVW Rating GVW rating - 53,800# | 1 |
| 21 | 0000203 | | Frame Rails, 13.38 x 3.50 x .375, Qtm/AXT/Imp/Vel/DCF | 1 |
| 22 | 0730756 | SP | Frame Liner, "C" 12.68" x 3.00" x .25", VEL/ENF, 59" Qval, Approval Req | 1 |
| 23 | 0508849 | | Axle, Front, Oshkosh TAK-4, Non Drive, 22,800 lb, Imp/Vel | 1 |
| 24 | 0010427 | | Suspension, Front TAK-4, 22,800 lb, Qtm/AXT/Imp/Vel/Enf/SFR | 1 |
| 25 | 0087572 | | Shock Absorbers, KONI, TAK-4, Qtm/AXT/Imp/Vel/DCF/Enf | 1 |
| 26 | 0000322 | | Oil Seals, Front Axle | 1 |
| 27 | 0899438 | | Tires, Front, Goodyear, Armor MAX MSA, 425/65R22.50, 20 ply | 1 |
| 28 | 0019611 | | Wheels, Front, Alcoa, 22.50" x 12.25", Aluminum, Hub Pilot | 1 |
| 29 | 0530467 | | Axle, Rear, Meritor RS30-185, 31,000 lb, Imp/Vel/Dash CF | 1 |
| 30 | 0818721 | | Top Speed of Vehicle, 68 MPH/109 KPH, Non-NFPA 2024 | 1 |
| 31 | 0030557 | | Suspen, Rear, Reyco, Spring, 31,000 lb | 1 |
| 32 | 0000485 | | Oil Seals, Rear Axle | 1 |
| 33 | 0585004 | | Tires, Rear, Goodyear, G289 WHA, 315/80R22.50, 20 ply, Single | 1 |
| 34 | 0641529 | | Wheels, Rear, Accuride, 22.50" x 9.00", Aluminum, Hub Pilot, Single | 1 |
| 35 | 0568081 | | Tire Balancing, Counteract Beads | 1 |
| 36 | 0620570 | | Tire Pressure Monitoring, RealWheels, AirSecure, Valve Cap, Single Axle Qty, Tire Pressure Ind - 6 | 1 |
| 37 | 0801909 | | Lug Nut, Covers, Chrome | 1 |
| 38 | 0003245 | | Axle Hub Covers w/center hole, S/S, Front Axle | 1 |
| 39 | 0001960 | | Axle Hub Covers, Rear, S/S, High Hat (Pair) | 1 |
| 40 | 0002045 | | Mud Flap, Front and Rear, Pierce Logo | 1 |

| Line | Option | Type | Option Description | Qty |
|------|---------|------|--|-----|
| 41 | 0544802 | | Chocks, Wheel, SAC-44-E, Folding, (Up to 44" Diameter Tires) Qty, Pair - 01 | 1 |
| 42 | 0544806 | | Mounting Brackets, Chocks, SAC-44-E, Folding, Horizontal Qty, Pair - 01 Location, Wheel Chocks - Left Side Rear Compt | 1 |
| 43 | 0820509 | | ESC/ABS/ATC Wabco Brake System, Single Rear Axle, NFPA 1900 | 1 |
| 44 | 0030185 | | Brakes, Knorr/Bendix 17", Disc, Front, TAK-4 | 1 |
| 45 | 0803729 | | Brakes, Meritor, Cam, Rear, 16.50 x 8.63" No Dust Shield | 1 |
| 46 | 0020784 | | Air Compressor, Brake, Cummins/Wabco 18.7 CFM | 1 |
| 47 | 0000786 | | Brake Reservoirs, Four Paint Color, Air Tanks - Frame color | 1 |
| 48 | 0568012 | | Air Dryer, Wabco System Saver 1200, Heater, 2010 | 1 |
| 49 | 0000790 | | Brake Lines, Nylon | 1 |
| 50 | 0000854 | | Air Inlet, w/Disconnect Coupling Location, Air Coupling(s) - a) DS Step Well, Forward Qty, Air Coupling (s) - 1 | 1 |
| 51 | 0584874 | | Drain, Tank, Located Lowest Point of the Air Tank | 1 |
| 52 | 0582244 | | Drain, Remote Air Tank, w/Pull Cable, Location Location - Under left side front body | 1 |
| 53 | 0615609 | | Fittings, Compression Type, Entire Apparatus, Single Rear Axle | 1 |
| 54 | 0808495 | | Engine, Cummins X15, 500 hp, 1850 lb-ft, W/OBD, EPA 2027, Velocity | 1 |
| 55 | 0811409 | | Not Required, Engine Contingency Adjustment | 1 |
| 56 | 0730808 | | Filters, Remote Mounted, Oil, Fuel, X15, VEL/AXT/Enf | 1 |
| 57 | 0001244 | | High Idle w/Electronic Engine, Custom | 1 |
| 58 | 0687994 | | Engine Brake, Jacobs Compression Brake, Cummins Engine Switch, Engine Brake - e) ISC/ISM/ISL9/ISX Hi Med Lo | 1 |
| 59 | 0552334 | | Clutch, Fan, Air Actuated, Horton Drive Master | 1 |
| 60 | 0123135 | | Air Intake, w/Ember separator, Imp/Vel | 1 |
| 61 | 0814375 | | Exhaust System, Horizontal, Right Side Exhaust, Diffuser - Aluminized Steel (Standard) Exhaust, Material/Finish - Aluminized Steel (Standard) Location, Diffuser Termination - 2.00" Past Rub Rail (Standard) Tip, Exhaust - Straight Tip (Standard) | 1 |
| 62 | 0816185 | SP | Exhaust, Modified 35 Degree - Approval Req'd | 1 |
| 63 | 0787999 | | Radiator, Impel/Velocity | 1 |
| 64 | 0511425 | | Cooling Hoses, Rubber | 1 |
| 65 | 0001125 | | Fuel Tank, 65 Gallon, Left Side Fill | 1 |
| 66 | 0001129 | | Lines, Fuel | 1 |
| 67 | 0595087 | | DEF Tank, 4.5 Gallon, DS Fill, Forward of Rear Axle Door, Material & Finish, DEF Tank - Polished Stainless | 1 |
| 68 | 0723716 | | Fuel Priming Pump, Electronic, Automatic, Cummins, No Swt Req'd | 1 |
| 69 | 0582243 | | Shutoff Valves, Fuel Line @ Primary Filter, Cummins | 1 |
| 70 | 0699437 | | Cooler, Chassis Fuel, Not Req'd. | 1 |
| 71 | 0578959 | | Fuel/Water Separator, Racor Inline | 1 |
| 72 | 0887546 | | Trans, Allison 6th Gen, 4000 EVS P, w/Prognostics, Imp/Vel/SFR/Enf | 1 |
| 73 | 0625331 | | Transmission, Shifter, 6-Spd, Push Button, 4000 EVS | 1 |
| 74 | 0684459 | | Transmission Oil Cooler, Modine, External | 1 |
| 75 | 0801876 | | Fluid, 4000 Series Trans, Allison Approved TES-668 Synthetic, IPOS, Custom | 1 |
| 76 | 0001375 | | Driveline, Spicer 1810 | 1 |
| 77 | 0669988 | | Steering, Sheppard M110 w/Tilt, TAK-4, Eaton Pump, w/Cooler | 1 |
| 78 | 0001544 | | Not Required, Steering Assist Cylinder on Front Axle | 1 |
| 79 | 0509230 | | Steering Wheel, 4 Spoke without Controls | 1 |
| 80 | 0690274 | | Logo/Emblem, on Dash Text, Row (1) One - Gilbert Text, Row (2) Two - Fire & Text, Row (3) Three - Rescue | 1 |
| 81 | 0600986 | | Bumper, 26" Extended, Under Slung, Painted, Xlays/Trays,12" H, Imp/Vel | 1 |
| 82 | 0510226 | | Lift & Tow Package, Imp/Vel, AXT, Dash CF | 1 |
| 83 | 0522573 | | Tow Hooks Not Required, Due to Lift and Tow Package | 1 |
| 84 | 0895139 | SP | Tray, Ext Width, 26" Bumper, Under Slung,12" H Bumper, Corners Capacity, Hose Tray - tool and equipment storage Grating, Bumper extension - Grating, Rubber | 1 |

| Line | Option | Type | Option Description | Qty |
|------|---------|------|---|-----|
| 85 | 0739480 | SP | Cover, 8.5" Raised Alum Treadplate, Extended Width Tray, Corner, Under Slung Bumper Type of fastener - Butterfly latch on each side Stay arm, Tray Cover - c) Pneumatic Stay Arm, Dual | 1 |
| 86 | 0042352 | | Partition, Fixed, Alum in Hose Tray, Qty, Location Location - Place-holder for final bumper design configuration. Qty, - 04 | 4 |
| 87 | 0759940 | SP | Guard, Pneumatic Stay Arm Location - One each side to protect the gas struts Qty, - 02 | 2 |
| 88 | 0647236 | | Cab, Velocity FR, 7020 Raised Roof, 3-Door, Rear Wall Walk Through | 1 |
| 89 | 0724207 | | Engine Tunnel, X12-15, MX13, Mech Fasteners, Velocity FR | 1 |
| 90 | 0818272 | | Cab Insulation, Extreme Climate, Impel/Veloc | 1 |
| 91 | 0677478 | | Rear Wall, Exterior, Cab, Aluminum Treadplate | 1 |
| 92 | 0122466 | | Cab Lift, Elec/Hyd, w/Manual Override, Imp/Vel | 1 |
| 93 | 0123176 | | Grille, Bright Finished, Front of Cab, Velocity | 1 |
| 94 | 0622966 | | Scuffplates, S/S At Cab Door Jambs, 3-Door Cab Material Trim/Scuffplate - c) S/S, Polished | 1 |
| 95 | 0527032 | | Trim, S/S Band, Across Cab Face, Rect Lights, Velocity Material Trim/Scuffplate - c) S/S, Polished Turnsignal Covers - Polished S/S Covers | 1 |
| 96 | 0015440 | | No Chrome Molding, On side of cab | 1 |
| 97 | 0521669 | | Mirrors, Retractable, West Coast Style, Htd/Rmt, w/Htd/Rmt Convex | 1 |
| 98 | 0647206 | | Door, Half-Height, Impel/Veloc FR 3-Door Cab, Raised Roof Key Model, Cab Doors - 751 Cab, Exterior Door Handle, Finish - 3-Door, Chrome/Black | 1 |
| 99 | 0655512 | | Door Panel, Brushed Stainless Steel, Impel/Veloc 3-Door Cab | 1 |
| 100 | 0667905 | | Storage Pockets w/ Elastic Cover, Recessed, Overhead, Impel/Veloc FR | 1 |
| 101 | 0667902 | | Controls, Electric Windows, All Cab Doors, Impel/Veloc FR | 1 |
| 102 | 0744613 | SP | Steps, 3-Door Cab, Automatic, Air, Punched Tread Step Surface, Imp/Vel | 1 |
| 103 | 0770195 | | Handrail, Exterior, Knurled, Alum, 3-Door Cab | 1 |
| 104 | 0740606 | | Lights, Cab & Crw Cab Acs Stps, P25, LED, 3Lts, 3-Door Cab | 1 |
| 105 | 0002140 | | Fenders, S/S on Cab | 1 |
| 106 | 0199476 | | Window, Side of C/C, PS Fixed/DS Sliding, Vel/Imp 3dr | 1 |
| 107 | 0552936 | | Trim, Cab Side Window, PS, Velocity | 1 |
| 108 | 0012090 | | Not Required, Windows, Front/Side of raised roof | 1 |
| 109 | 0542079 | | Window, Rear Side of CC, Upper, Fixed, 20" Raised Roof, 3-Door Cab | 1 |
| 110 | 0509287 | | Windows, Rear CC, (2) 11.25" x 18", Velocity | 1 |
| 111 | 0553196 | | Trim, Cab Rear Windows, Velocity | 1 |
| 112 | 0786279 | | Window Tint, Crew Cab Door, Right Side, Privacy Dark Gray | 1 |
| 113 | 0786097 | | Window Tint, Crew Cab, Left Side, Privacy Dark Gray, 3-Door Cab | 1 |
| 114 | 0786286 | | Window Tint, Upper Crew Cab Door, Right Side, Privacy Dark Gray | 1 |
| 115 | 0887710 | | Window Coatings, Solar Film | 1 |
| 116 | 0669723 | | Cab and C/C Doors to Open 90 Degrees | 1 |
| 117 | 0815928 | SP | Enclosure Around A/C on Cab Roof, Painted, Angled Front, Sp Size, Mtch Bdy Encl Ht | 1 |
| 118 | 0592443 | | Flat Floor, Crew Cab, 3 Door, AXT/Vel/Imp | 1 |
| 119 | 0891285 | | Mounting Provisions, 3/16" Alum, Front Eng Tunnel to Rear Cabinet, Vel/Imp Mounting Provision Spacing - 1.00" Material Finish, Cab Interior - Painted | 1 |
| 120 | 0733801 | SP | Computer Docking, Havis DS-PAN-1112-2, 11" Slide, Swing Arm Location - recessed dash forward of officer as far left as possible. Power supply to be hard wired directly to power source, not by power point plug | 1 |
| 121 | 0751286 | SP | Cabinet, Overhead, C-Tech, 65 W x 16 H x 14 D, (2) Lift Doors Location - left side of crew cab upper wall above window Qty, - 1 | 1 |
| 122 | 0801920 | SP | Cabinet, Under Desk, File, C-Tech, Two Drawers, Up To 24" Wide x 18" Deep Location - PS rear facing seat riser below desk mounted so it is flush with edge of desk Qty, - 1 Size, Drawer Height 1 (Top) - 10.25" Size, Drawer Height 2 - 10.00" | 1 |

| Line | Option | Type | Option Description | Qty |
|------|---------|------|--|-----|
| 123 | 0805293 | SP | Desk, L-shaped, w/Backsplash, Full Length, Full Width, VEL/IMP Color, Nevamar - b) gray | 1 |
| 124 | 0731709 | SP | Weather Station, Coastal Environmental, WeatherPak, Response, Vehicle Mount Location 1 - workstation desk in crew cab | 1 |
| 125 | 0748671 | | Cab Interior, Vinyl, Velocity FR, CARE Color, Cab Interior Vinyl/Fabric - Endure Vinyl - Silver/Gray | 1 |
| 126 | 0667943 | | Cab Interior, Paint Color, Impel/Velocit FR Color, Cab Interior Paint - i) fire smoke gray | 1 |
| 127 | 0728537 | | Floor, Lonseal, Loncoin II Flecks, Cab & Crew Cab, Custom Chassis, CARE Color, Interior Flooring - Loncoin II Flecks (No. 157) | 1 |
| 128 | 0819169 | | HVAC, Extreme-Duty, Impel/Velocit FR, CARE Paint Color, A/C Condenser - Painted to Match Cab Roof HVAC System, Filter Access - Tool Free Panel Auxiliary Cab Heater - Both | 1 |
| 129 | 0787895 | | Air Conditioning, Coleman-Mach 8, Roughneck, 120V, 15K, 6K Heat, Cab Roof, White Thermostat - Coleman A/C with heat AC Power Source - Generator | 1 |
| 130 | 0639675 | | Sun Visor, Smoked Lexan, AXT, Imp/Vel, Saber FR/Enforcer Sun Visor Retention - Thumb Latch | 1 |
| 131 | 0543257 | | Grab Handles, Driver Door Post & Passenger Dash Panel, Imp/Vel | 1 |
| 132 | 0583938 | | Lights, Engine Compt, Custom, Auto Sw, Wln 3SC0CDCR, 3" LED, Trim Qty, - 01 | 1 |
| 133 | 0122516 | | Fluid Check Access, Imp/Vel Latch, Door, Storage - Lift and Turn Latch, Flush | 1 |
| 134 | 0583042 | | Side Roll and Frontal Impact Protection | 1 |
| 135 | 0622619 | | Seating Capacity, 4 Seats | 1 |
| 136 | 0697005 | | Seat, Driver, Pierce PS6, Premium, Air Ride, High Back, Safety, PRIMARY | 1 |
| 137 | 0779478 | SP | Seat, Officer, Pierce PS6, Premium, Air Ride, High Back, Safety, Arm, PRIMARY | 1 |
| 138 | 0002517 | | Not Required, Radio Compartment | 1 |
| 139 | 0102788 | | Not Required, Seat, Rear Facing C/C, LS Outboard | 1 |
| 140 | 0102783 | | Not Required, Seat, Rr Facing C/C, Center | 1 |
| 141 | 0102790 | | Not Required, Seat, Rear Facing C/C, RS Outboard | 1 |
| 142 | 0565245 | | Seat, Fwd Fcng C/C, LS Otbrd, Flip Up Cushion, Safety, SECONDARY | 1 |
| 143 | 0103319 | | Not Required, Seat, Forward Facing C/C, Center | 1 |
| 144 | 0108190 | | Not Required, Seat, Forward Facing C/C, RS Outboard | 1 |
| 145 | 0776644 | SP | Compt, Storage, Rr Fcng, RS, Ovrhd, 20 W x 15.75 H x 26.5 D, Imp/Vel FR Light, Overhead Compt - Pierce, Horizontal Mounted | 1 |
| 146 | 0566653 | | Upholstery, Seats In Cab, Turnout Tuff Color, Cab Interior Vinyl/Fabric - c) Black | 1 |
| 147 | 0511471 | | No SCBA Brackets Required In Cab Seats, Imp/Vel, AXT 2010, Qtm 2010, Saber FR/Enf | 1 |
| 148 | 0603867 | | Seat Belt, ReadyReach Seat Belt Color - Red | 1 |
| 149 | 0604867 | | Seat Belt Height Adjustment, 4 Seats, Imp/Vel, Dash CF | 1 |
| 150 | 0817556 | | Helmet Storage, Provided by Dealer, NFPA 2024 | 1 |
| 151 | 0647647 | | Lights, Dome, FRP Dual LED 4 Lts Color, Dome Lt - Red & White Color, Dome Lt Bzl - Black Control, Dome Lt White - Door Switches and Lens Switch Control, Dome Lt Color - Lens Switch | 1 |
| 152 | 0643215 | | Lights, Dome, ROM, Durolumen R03851 V4 LED Location - crew cab ceiling one each side Qty, - 02 Control, Dome Lt White - Door Jam Rocker Switch | 2 |
| 153 | 0896451 | | Enhanced Software for Cab and Crew Cab Dome Lts | 1 |
| 154 | 0631776 | | Not Required, Overhead Map Lights | 1 |
| 155 | 0816997 | | Portable Hand Light, Provided by Fire Dept, NFPA 2024 | 1 |
| 156 | 0568369 | | Cab Instruments, Ivory Gauges, Chrome Bezels, Impel/Velocit 2010 | 1 |
| 157 | 0509511 | | Air Restriction Indicator, Imp/Vel, AXT, Dash CF, Enf MUX | 1 |
| 158 | 0543751 | | Light, Do Not Move Apparatus Alarm, Do Not Move Truck - Pulsing Alarm | 1 |
| 159 | 0509042 | | Messages, Open Dr/DNMT, Color Dsply, | 1 |

| Line | Option | Type | Option Description | Qty |
|------|---------|------|--|-----|
| 160 | 0611681 | | Switching, Cab, Membrane, Impel/Velocity/Quantum, Dash CF, AXT WiFi MUX Location, Emerg Sw Pnl's - Driver's Side Overhead | 1 |
| 161 | 0555915 | | Wiper Control, 2-Speed with Intermittent, MUX, Impel/Velocity | 1 |
| 162 | 0821266 | | Wiring, Spare, 20 A 12V DC, 12 Ckt Fuse Blk, Blue Sea 5026 Batt Dir 2nd NFPA1900 12vdc power from - Battery direct Location - in walk-in body module, exact location TBD @ pre-constriction conference | 1 |
| 163 | 0821263 | | Wiring, Spare, 20 A 12V DC, 12 Ckt FB, Blue Sea 5026 Batt Dir 1st NFPA1900 12vdc power from - Battery direct Location - command cab desk area, exact location TBD @ pre- construction conference | 1 |
| 164 | 0821863 | SP | Wiring, Spare, 12V DC, USB-A, USB-C, Kussmaul 091-264 Bat Dir Body NFPA1900 1st 12vdc power from - Battery direct Location - forward switch panel per IP layout | 1 |
| 165 | 0821865 | SP | Wiring, Spare, 12V DC, USB-A, USB-C, Kussmaul 091-264 Bat Dir Body NFPA1900 2nd 12vdc power from - Battery direct Location - in walk-in body module, exact location TBD @ pre-constriction conference | 1 |
| 166 | 0814201 | | Vehicle Information Center, 7" Color Display, Touchscreen, MUX, CL714 System Of Measurement - US Customary | 1 |
| 167 | 0816634 | | Collision Mitigation, HAAS Alert (R2V), HA7, Dash Mount Subscription, HAAS R2V - R2V - 5 Year Data Plan Subscription | 1 |
| 168 | 0606249 | | Vehicle Data Recorder w/CZ and Overhead Display Seat Belt Monitor | 1 |
| 169 | 0817356 | SP | Intercom, Setcom 950W4, 3-Pos, (D,Wired RPTT, O. Wired, RPTT, Wireless) Location 1 - overhead adjacent to driver wired location Location 2 - TBD @ pre-construction conference Location 3 - TBD @ pre-construction conference | 1 |
| 170 | 0793667 | | Cable, Radio to Intercom Interface, Setcom 950, 1 Radio Radio, First Two-Way Model - APX-8500 Radio, First Two-Way Make - Motorola High Power | 1 |
| 171 | 0620273 | | Headset, Setcom, CSB-900L-1 Behind The Head, Radio Transmit, Left Cord, Gel Qty, - 01 Location - officer | 1 |
| 172 | 0888004 | SP | Headset, Setcom, CSB-900W4, Wireless, V2 Qty, - 01 Location - adjacent to driver wired head set | 1 |
| 173 | 0619798 | | Headset, Setcom, CSB-900R-1 Behind The Head, Radio Transmit, Right Cord, Gel Qty, - 01 Location - driver | 1 |
| 174 | 0819255 | | Hangers For Headsets, NFPA Each, 1900 Qty, - 04 Location, Headset Hangers - Driver Seat, Officer Seat and Rear, Center, Fwr'd Fcng Seat | 4 |
| 175 | 0641831 | SP | Charger, Motorola NNTN7624, 12V Single APX Portable Radio Location - exact locations TBD @ pre-construction conference Qty, - 06 | 6 |
| 176 | 0736417 | | Install Customer Provided Two-Way Radio(s), Single Remote Head Location - radio base behind officer seat Qty, - 01 Fill in Blank - overhead switch panel per IP layout | 1 |
| 177 | 0616382 | | Install Customer Provided GPS/Multimode Antenna(s) Qty, - 01 | 1 |
| 178 | 0559512 | | Install Customer Provided MDT, Complete (Qty) Location - on Havis mount on officer side dash Qty, - 01 | 1 |
| 179 | 0816158 | | Camera, Pierce, LS Mux, RS, LS, R, Cameras, AHD Color - 1) black Camera System Audio - Speaker Behind Driver Camera System | 1 |
| 180 | 0814861 | | Camera, Switcher, Pierce, 4 channel, AHD, CVBS | 1 |
| 181 | 0896458 | | Pierce Command Zone, Advanced Electronics & Control System, Vel WiFi CZT Color, Antenna - White Antenna Module Housings - See Through Housings with LED Cuircuit Indicators | 1 |

| Line | Option | Type | Option Description | Qty |
|------|---------|------|---|-----|
| 182 | 0896456 | | Prognostics, Electrical System | 1 |
| 183 | 0730603 | | Electrical System, Velocity ESP, Cummins, Paccar | 1 |
| 184 | 0644383 | | Batteries, (6) Stryten/Exide Grp 31, 31XPD 1000 CCA each, Threaded Stud | 1 |
| 185 | 0008621 | | Battery System, Single Start, All Custom Chassis | 1 |
| 186 | 0123174 | | Battery Compartment, Imp/Vel | 1 |
| 187 | 0813848 | | Charger, Sngl Sys, IOTA, DLS-75, 75 amp, IQ4 Controller | 1 |
| 188 | 0814893 | | Location, Body, Charger, Front Side Compartment, LS | 1 |
| | | | Location, Comp Body - High On Left Wall | |
| 189 | 0813791 | | Panel, Charger Display, Kussmaul, 091-94-12, Batt Dir | 1 |
| 190 | 0814942 | | Location, Cab, Ind/Remote, Driver's Seat with Bracket | 1 |
| 191 | 0507624 | | Shoreline, 30A 120V, Kussmaul Auto Eject, 091-159-30-120, Super | 1 |
| | | | Qty, - 01 | |
| | | | Color, Kussmaul Cover - b) red | |
| | | | Connection, Shoreline - battery charger and cab roof mounted 120v | |
| | | | Coleman AC | |
| 192 | 0026800 | | Shoreline Location | 1 |
| | | | Location, Shoreline(s) - DS Cab Side | |
| 193 | 0669846 | SP | Shoreline Inlet, 30A 120V, Kussmaul Auto Eject, "Super", Additional | 1 |
| | | | Location - side of cab adjacent to primary shoreline | |
| | | | Color, Kussmaul Cover - e) blue | |
| | | | Connection, Shoreline - body roof mounted 120v Coleman AC and | |
| | | | additional 120v recept. | |
| 194 | 0744565 | SP | Transfer Switch, Generator to Shoreline 30 Amp and Under, 2nd Switch | 1 |
| 195 | 0783395 | | Transfer Switch, Generator to Shoreline 30 Amp and Under | 1 |
| 196 | 0647728 | | Alternator, 430 amp, Delco Remy 55SI | 1 |
| 197 | 0092582 | | Load Manager/Sequencer, MUX | 1 |
| | | | Enable/Disable Hi-Idle - e)High Idle enable | |
| 198 | 0783153 | | Headlights, Rect LED, JW Spkr Evo 2, AXT/DCF/Enf/Imp/Sab/Vel | 1 |
| | | | Color, Headlight Bez - Chrome Bezel | |
| 199 | 0648425 | | Light, Directional, WIn 600 Cmb, Cab Crn, Imp/Vel/AXT/Qtm/DCF | 1 |
| | | | Color, Lens, LED's - m)match LED's | |
| 200 | 0620054 | | Light, Directional/Marker, Intermediate, Weldon 9186-8580-29 LED 2lts | 1 |
| 201 | 0731998 | | Light, Directional/Marker, At Side Rear, Britax, L428.102.L12V, Red/Amb, 2lts | 1 |
| | | | Location - each side rear corner of body | |
| 202 | 0648074 | | Lights, Clearance/Marker/ID, Front, P25 LED 7 Lts | 1 |
| 203 | 0627282 | | Lights, Clearance/Marker/ID, Rear, FRP LED Bar & P25 LED 4Lts | 1 |
| 204 | 0804514 | | Lights, Tail, WIn M62BTT* Red Stop/Tail & M62T* Amber Dir Arw For Hsg | 1 |
| | | | Color, Lens, LED's - Clear | |
| | | | Flash Pattern, Directional Lts - Steady On (Arrow) | |
| 205 | 0806466 | | Lights, Backup, WIn M62BU, LED, For Tail Lt Housing | 1 |
| 206 | 0889577 | | Bracket, License Plate & Light, P25 LED, Stainless Brkt | 1 |
| | | | Color, Trim - Chrome Housing | |
| 207 | 0556842 | | Bezels, WIn, (2) M6 Chrome Pierce, For mtg (4) WIn M6 lights | 1 |
| 208 | 0589905 | | Alarm, Back-up Warning, PRECO 1040 | 1 |
| 209 | 0756907 | SP | Lights, Perimeter Cab, Amdor AY-LB-12HW012 LED 3Dr, Pwr Step, Vel/Imp | 1 |
| 210 | 0616293 | | Not Required, Lights Perimeter Pump House, No Pump | 1 |
| 211 | 0770056 | | Lights, Perimeter Body, Amdor AY-LB-12HW020 LED 2lts, Rear Step | 1 |
| | | | Control, Perimeter Lts - Parking Brake Applied | |
| 212 | 0896454 | | Enhanced Software for Perimeter Lts | 1 |
| 213 | 0608996 | | Lights, Step, P25 LED, HDR-NWI, Rear & Rec Walkway, Rr Sw | 1 |
| 214 | 0776357 | | Light, Visor, WIn, 12V P*H2* Pioneer, Cnt Feature, 1st | 1 |
| | | | Qty, - 01 | |
| | | | Location, driver's/passenger's/center - Centered | |
| | | | Color, WIn Lt Housing - White Paint | |
| | | | Control, Scene Lts - Cab Sw Panel DS and Cab Sw Panel PS | |
| | | | Scene Light Optics - Flood/Spot | |
| 215 | 0763608 | | Lights, WIn, PCPSM2*, Pioneer, 12 VDC, 2nd | 3 |
| | | | Location - on passenger body upper side sheet, one forward, one center | |
| | | | and one rear per AD | |
| | | | Qty, - 03 | |
| | | | Color, WIn Lt Housing - Chrome Cover | |
| | | | Control, Scene Lts - Cab Sw Panel DS, Cab Sw Panel PS and Command | |
| | | | Switch Panel | |

| Line | Option | Type | Option Description | Qty |
|------|---------|------|---|-----|
| 216 | 0766906 | | Lights, Wln, PCPSM1*, Pioneer, 12 VDC, 1st Location - one each side high on rear body Qty, - 02 Color, Wln Lt Housing - Chrome Cover Control, Scene Lts - Cab Sw Panel DS, Body Switch, DS Rear SS and Reverse Signal with Emaster | 2 |
| 217 | 0763610 | | Lights, Wln, PCPSM2*, Pioneer, 12 VDC, 1st Location - on driver body upper side sheet, one forward, one center and one rear per AD Qty, - 03 Color, Wln Lt Housing - Chrome Cover Control, Scene Lts - Cab Sw Panel DS, Cab Sw Panel PS and Command Switch Panel | 3 |
| 218 | 0004961 | | Not Required, Work Lights, Alt. Rear Lights, HDR/Encore, No Hose Bed | 1 |
| 219 | 0645677 | | Lights, Not Required, Rear Work, Alt. 12 Volt Lights At Rear Body | 1 |
| 220 | 0795742 | | Not Required, Walking Surface, Alt. Walking Surface Lights, HDR | 1 |
| 221 | 0559733 | | Buzzer, Two-way, Cab to Body, NOT REQUIRED | 1 |
| 222 | 0513529 | | HDR, Combination Walk-In/Non-Walk-In, Aluminum | 1 |
| 223 | 0815701 | SP | 24.75' Body Length, 60.37 WI/60.57.60 NWI, Combo | 1 |
| 224 | 0632257 | | 100" Body Width, Combination Walk-In/Non-Walk-In | 1 |
| 225 | 0513717 | | 75" Interior Height, 100.25" Body Height, WI/NWI, Combo | 1 |
| 226 | 0604637 | | Combo, Hatch, Recessed Walkway & Recessed Area Configuration of Hatch Compartments - 1.) Two Each Side | 1 |
| 227 | 0593620 | | Doors, Lap, Side Compartments, Aluminum | 1 |
| 228 | 0815704 | SP | 24.75' Body Lap Doors, 60.37 WI/60.57.60 NWI, Combo | 1 |
| 229 | 0815706 | SP | Left Forward Compt, 60" & 37" & 60", Lap, Combo Compt Height 1 - 16.31" High, Lift-up Lap Compt Height 2 - 16.31" High, Lift-up Lap Compt Height 3 - 64.75" High, Lap | 1 |
| 230 | 0018710 | | Left Over Wheel Compt, 57", Lap Lift-Up, NWI | 1 |
| 231 | 0026104 | | Left Rear Compt, 60" Lap, WI Compt Height 1 - 56.75" High, Lap | 1 |
| 232 | 0815710 | SP | Right Forward Compt, Ent. Door & 58" & 60" & 60", Lap, Combo Compt Height 3 - 64.75" High, Lap | 1 |
| 233 | 0018802 | | Right Over Wheel Compt, 57" Lap Lift-Up, NWI | 1 |
| 234 | 0026108 | | Right Rear Compartment, 60" Lap, WI Compt Height 1 - 56.75" High, Lap | 1 |
| 235 | 0080334 | SP | No Rear Compartment Access, Combo, WI/NWI | 1 |
| 236 | 0793820 | | Interior, Combination Walk-In Body, Floor, Walls, Ceiling, Countertop Material, Interior Lower Wall - Brushed Stainless Steel Material, Interior Upper Wall - Brushed Stainless Steel Material, Interior Ceiling - Brushed Stainless Steel Material, Interior Countertop - Brushed Stainless Steel Material, Interior Flooring - Gray Fleck Loncoin II | 1 |
| 237 | 0054064 | | Not Required, Intermediate Step | 1 |
| 238 | 0644245 | | Lights, Interior, 12 VDC, Rom Durolumen R03851, White LED Qty, - 03 | 3 |
| 239 | 0554033 | | Switch, Ceiling Lights, HDR Walk-In Switch, Interior - 2) Body Entrances | 1 |
| 240 | 0899466 | SP | Air Conditioning(15K) w/Heat(6K),120V Coleman Mach 8,Roughneck, Rooftop, WHT 2nd Location - above walk-in module as shown on AD Qty, - 01 Thermostat - Coleman A/C with heat AC Power Source - Gen to Shoreline Transfer Switch | 1 |
| 241 | 0534874 | | Cabinet, Interior, Full Height, Aluminum, Heavy Nylon Web Door, Up To 48" Wide Location - on interior left side wall, rearward of desk Qty, - 1 Finish, Interior Cabinet - 600T Gray | 1 |
| 242 | 0817165 | SP | Cabinet, Interior, Lower Wall, Aluminum, Split Web Door, 63" Wide x 24.5" D Location - interior right side body wall, rear of entry door, inboard of TV compartment on exterior of body Finish, Interior Cabinet - 600T Gray | 1 |

| Line | Option | Type | Option Description | Qty |
|------|---------|------|---|-----|
| 243 | 0534827 | | Cabinet, Interior, Overhead, CTECH, 17" H x 14" Dp, Up To 60" Wide Location - driver side above workstation desk and passenger side above lower compartment Qty, - 1 | 1 |
| 244 | 0756352 | | Door, Interior Cabinet - Powder Coated Dry Erase Desk Top, Up to 60" W X 24" D Location - Driver side of walk-in module forward Qty, - 01 | 1 |
| 245 | 0045020 | | Shelf, Adjustable, Interior Finish, Interior Component - Laminate, White Location - four (4) in compartment on left side wall and two (2) in compartment on right side wall Qty, - 06 | 6 |
| 246 | 0691028 | | Board, Magnetic Dry Erase, Maximum 48.00" x 31.00" Location - upper rear interior module wall Qty, - 1 | 1 |
| 247 | 0503436 | | Not Req'd, Telephone Network, Command Interior | 1 |
| 248 | 0817068 | SP | Audio/Video, Town of Gilbert Location 1 - on work desk in crew cab, exact location TBD @ pre-construction | 1 |
| 249 | 0793008 | SP | Monitor, TV, 24" LED, Smart TV Location 2 - center backsplash raceway cover on work desk Qty, - 02 Location 1 - Located overhead on raised roof of rear of cab, below AC plenum, per drawing | 2 |
| 250 | 0817040 | SP | HDMI, Wall Plates, Cat6 Cables from Cab to Body Compartment, Qty Qty, - 01 Location 1 - raceway on desk in crew cab Location 2 - exterior monitor compartment on RS of body | 1 |
| 251 | 0743820 | SP | Monitor, TV, 43" Weatherproof,4K UHD, LED, Tilt Mount Location 1 - In TV compartment on right side exterior body | 1 |
| 252 | 0645219 | SP | Slide-out Module, Up to 96.00" Wide Location - left side of walk-in module Qty, - 01 | 1 |
| 253 | 0199471 | | Compressor, Pneumatic, 120V Mast Accessory Qty, - 01 | 1 |
| 254 | 0568053 | | Recess, Awning Mount, Side of Body Location - driver and passenger side Qty, - 02 | 2 |
| 255 | 0821356 | SP | Mast, Will-Burt, 5-20 w/ Nycoil, Silent Sentinel Oculus, Controller, DVR, 24 Location - Left side rear body Location 1 - display in walk-in body module | 1 |
| 256 | 0815071 | SP | Awning, Electric, HDR Body, Girard, G-2000, Painted Cover, w/LED Light Location - both driver and passenger side Color, Paint - job color Qty, - 02 Color - 4) white | 2 |
| 257 | 0599986 | SP | Enclosure, Light Mast, Camera Tower, FH Rear, Painted, 3 Sides Location - . Qty, - 03 | 3 |
| 258 | 0033977 | | Ladder, Access, Zico Quic-Ladder, Model RL-2-6 Location, driver's/passenger's/center - Center | 1 |
| 259 | 0033543 | | Step, Recessed Walkway Area | 1 |
| 260 | 0052606 | | Leveling System, Quadra Mfg, Big Foot QE-2, Fully Automatic | 1 |
| 261 | 0809374 | | Compt, Under Body, Slam Latch, 8" H, Up to 48" W, LS Location - below LS4 Qty, - 01 Latch, Door, Storage - "D" Handle Latch Front, Under Body Compt - Aluminum Treadplate | 1 |
| 262 | 0809376 | | Compt, Under Body, Slam Latch, 8" H, Up to 72" W, LS Location - 60" wide below LS5 Qty, - 01 Front, Under Body Compt - Aluminum Treadplate | 1 |

| Line | Option | Type | Option Description | Qty |
|------|---------|------|--|-----|
| 263 | 0809399 | | Compt, Under Body, Slide Drawer w/Slam Latch, 8" H, Up to 60" W, RS Location - below RS1 & RS3 Qty, - 02 Front, Under Body Compt - Aluminum Treadplate | 2 |
| 264 | 0004201 | | Rack, SCBA Bottles, 7.50" x 7.50" Location - floor of RS3 compartment Qty, - 21 Configuration - 7 wide X 3 high | 21 |
| 265 | 0500303 | | Bumper, Rear Non-Walk-In 13.00" D w/Angled Corners | 1 |
| 266 | 0793822 | | Not Required, Water Tank, Rescue | 1 |
| 267 | 0023410 | | Not Required, Overflow | 1 |
| 268 | 0028107 | | Not Required, Foam Cell Modification | 1 |
| 269 | 0690026 | | Wall, Rear, Body Material | 1 |
| 270 | 0003540 | | Tow Eyes (2) (Tanker/Rescue) | 1 |
| 271 | 0816482 | SP | Switch Position, Fender Compt, Wire Routing | 1 |
| 272 | 0689547 | | Lights, Compt, Pierce LED, Dual Light Strips, Each Side of Door, HDR Qty, - 09 | 9 |
| 273 | 0606068 | | Lights, Hatch Compt, Pierce LED Strip Lights, HDR | 1 |
| 274 | 0652264 | | Tray, 500 lb, Slide-out, 2-Way, Utility, Adj Height, 3" Sides, Full Trans, HDR Location - forward of partition in LS1/RS1 Qty, Tray (slide-out) - 01 Material Finish, Tray - Painted - Spatter Gray | 1 |
| 275 | 0776410 | SP | Tray, 250 lb, Tilt/Slide-out, 30 Deg, Adj, S/S, 1/2 Trans, SlideMaster (PC), HDR Location - Two (2) LS2; two (2) LS3; two (2) RS2; three (3) RS3 Qty, Tray (slide-out) - 09 | 9 |
| 276 | 0646559 | | Tray, Floor Mounted, Utility, One Way Slide-Out, 500lb, 3" Sides, 1/2 Trans Qty, - 02 location - one each in LS1 & RS1 rear of partition/frame rail extension Material Finish, Tray - Painted - Spatter Gray | 2 |
| 277 | 0648483 | | Toolboard, Alum, Adj, Added to 1/2 Transverse Slide-Out Tray Finish - Painted, Compt Interior, Spatter Gray location - on 1/2 trans trays in LS1 & RS1 Qty - 2 | 2 |
| 278 | 0726429 | | Partition, Vertical Compt, Transverse Compt, Aerials/HDRs Qty, Partition - 01 Location - In LS1/RS1 at frame rail cut-off full-width | 1 |
| 279 | 0004016 | | Rub Rail, Aluminum Extruded, Side of Body | 1 |
| 280 | 0004024 | | Fender Crowns, Rear, S/S | 1 |
| 281 | 0519849 | | Not Required, Hose, Hard Suction | 1 |
| 282 | 0795688 | | Compt, Air Bottle, Corner of Fender Panel, Single, Common Fuel Fill Door, HDR Door Finish, Fender Compt - Polished Latch, Air Bottle Compt - Southco C2 Chrome Raised Insert, Air Bottle Compt - Rubber Matting | 1 |
| 283 | 0795798 | | Compt, Air Bottle, Corner of Fender Panel, Double Wide, HDR Qty, - 03 Door Finish, Fender Compt - Polished Location, Fender Compt - Double - LS Fwd, Double - RS Fwd and Double - RS Rear Latch, Air Bottle Compt - Southco C2 Chrome Raised Insert, Air Bottle Compt - Dura-Surf Lining | 3 |
| 284 | 0044229 | | No Extension Ladder Req'd | 1 |
| 285 | 0074231 | | No Roof Ladder Required | 1 |
| 286 | 0074248 | | Not Required, Folding Ladder | 1 |
| 287 | 0540739 | | Not Required, Rack, Equipment Storage, Rear Compt | 1 |
| 288 | 0044067 | | Step, HDR Pull-Out Rear Location, driver's/passenger's/center - Center | 1 |
| 289 | 0518339 | | Not Required, Pump House, Rescue | 1 |
| 290 | 0092531 | | Not Required, Pump House Structure | 1 |
| 291 | 0796159 | | Not Required, Pump, Rescue | 1 |
| 292 | 0012216 | | No Seal/Packing Required | 1 |
| 293 | 0012690 | | Not Required, Trans, Pump | 1 |
| 294 | 0669703 | | Not Required, Pumping Mode | 1 |
| 295 | 0024484 | | Not Required, Pump Shift | 1 |

| Line | Option | Type | Option Description | Qty |
|------|---------|------|--|-----|
| 296 | 0046295 | | Transmission Lock-up, Not Req'd, NO PUMP | 1 |
| 297 | 0046296 | | Not Required, Auxiliary Cooling System, NO PUMP | 1 |
| 298 | 0046283 | | Not Required, Transfer Valve, NO PUMP | 1 |
| 299 | 0024513 | | Not Required, Intake Relief Valve | 1 |
| 300 | 0046403 | | No Relief Valve Req'd, No Pump | 1 |
| 301 | 0012336 | | No Pump Primer Req'd | 1 |
| 302 | 0012816 | | Not Required, Pump Manuals | 1 |
| 303 | 0090789 | | Not Required, Plumbing, No Pump | 1 |
| 304 | 0046371 | | Not Required, No Plumbing or Foam System | 1 |
| 305 | 0796254 | | No Main Inlet Required, Rescue No Pump | 1 |
| 306 | 0584002 | | Not Required, Cap, Main Pump Inlet, No Side Inlet Caps Required, No Pump | 1 |
| 307 | 0089389 | | No Valves, (No Pump) | 1 |
| 308 | 0074685 | | Not Required, Inlet Installation | 1 |
| 309 | 0064700 | | Not Required, Inlet Control | 1 |
| 310 | 0055600 | | Not Required, Auxiliary Inlet, Left Side | 1 |
| 311 | 0029147 | | Not Required, Inlet, Right Side | 1 |
| 312 | 0723049 | | Valve, .75" Bleeder, Aux. Side Inlet, "T" Swing Handle | 1 |
| 313 | 0681730 | | Not Required, Tank to Pump, No Pump | 1 |
| 314 | 0074900 | | Not Required, Tank Fill | 1 |
| 315 | 0089394 | | Not Required, Outlet Control, No Pump | 1 |
| 316 | 0551181 | | Not Required, Outlet, Left Side, Rescue | 1 |
| 317 | 0055095 | | Not Required, Elbow, Left Side Outlets, 2.50" | 1 |
| 318 | 0092570 | | Not Required, Outlets, Left Side Additional | 1 |
| 319 | 0021143 | | Not Required, Outlet, Right Side | 1 |
| 320 | 0021134 | | Not Required, Elbow, Right Side Outlets | 1 |
| 321 | 0092571 | | Not Required, Outlets, Right Side Additional | 1 |
| 322 | 0545326 | | Not Required, Outlet, Large Diameter, No Pump | 1 |
| 323 | 0007308 | | Not Required, Elbow, Large Diameter Outlet | 1 |
| 324 | 0092572 | | Not Required, Outlet, Front | 1 |
| 325 | 0752097 | | Caps/Plugs for 1.00" to 3.00" Discharges/Inlets, Chain | 1 |
| 326 | 0723042 | | Valve, 0.75" Bleeder, Discharges, "T" Swing Handle | 1 |
| 327 | 0029106 | | Not Required, Deluge Outlet | 1 |
| 328 | 0029302 | | No Monitor Requested | 1 |
| 329 | 0029304 | | No Nozzle Req'd | 1 |
| 330 | 0029107 | | No Deluge Mount | 1 |
| 331 | 0723726 | | Speedlay Module Not Required | 1 |
| 332 | 0722432 | | Hose Restraint Not Required, No Speedlay Module | 1 |
| 333 | 0723395 | | Speedlays, Not Required | 1 |
| 334 | 0723394 | | Speedlays, Not Required | 1 |
| 335 | 0519936 | | Not Required, 1.50" Crosslays, Rescue | 1 |
| 336 | 0029260 | | Not Required, Speedlays | 1 |
| 337 | 0750536 | | Hose Restr, Spdly, Not Required, No Spdly | 1 |
| 338 | 0046372 | | Not Required, Foam System, Pump, or Plumbing | 1 |
| 339 | 0012126 | | Not Required, CAF Compressor | 1 |
| 340 | 0552517 | | Not Required, Refill, Foam Tank | 1 |
| 341 | 0042573 | | Not Required, Foam System Demonstration | 1 |
| 342 | 0045465 | | Not Required, Foam Tanks | 1 |
| 343 | 0091110 | | Not Required, Foam Tank Drain | 1 |
| 344 | 0091079 | | Not Required, Foam Tank #2 | 1 |
| 345 | 0091112 | | Not Required, Foam Tank #2 Drain | 1 |
| 346 | 0738072 | | Approval Dwg, Pump Panel(s), Not Required | 1 |
| 347 | 0000261 | | Not Required, Pump Panel Layout | 1 |
| 348 | 0030701 | | Not Required, Material, Pump Panels, No Panel | 1 |
| 349 | 0046495 | | Not Required, Pump Access, No Pump | 1 |
| 350 | 0634458 | | Not Required, No Chassis Engine Gauges @ Pump Panel | 1 |
| 351 | 0046400 | | Throttle, Engine, Not Required, No Pump/Skid Pump | 1 |
| 352 | 0892618 | | Not Required, Indicator Light, Pump Panel, No Pump or Skid Pump | 1 |
| 353 | 0046378 | | Not Required, Gauges, Vac/Pressure, No Pump | 1 |
| 354 | 0046375 | | Not Required, Gauges, No Pump | 1 |
| 355 | 0006774 | | Not Required, Foam Level Gauge | 1 |

| Line | Option | Type | Option Description | Qty |
|------|---------|------|---|-----|
| 356 | 0046280 | | Not Required, Light Shield, No Pump | 1 |
| 357 | 0887754 | | Air Horns, (2) Hadley, Rectangular Bell, Through Underslung Bumper Flange | 1 |
| 358 | 0606835 | | Location, Air Horns, Bumper, Each Side, Outside Frame, Outboard (Pos #1 & #7) | 1 |
| 359 | 0757092 | | Control, Air Horn, Multi Select | 1 |
| 360 | 0757084 | | Control, Air Horn, Horn Ring | 1 |
| 361 | 0525667 | | Siren, WIn 295SLSA1, 100 or 200 Watt | 1 |
| 362 | 0510206 | | Location, Elect Siren, Recessed Overhead In Console | 1 |
| | | | Location, Elec Siren - Overhead, DS Center Sw Pnl | |
| 363 | 0076156 | | Control, Elec Siren, Head Only | 1 |
| 364 | 0601304 | | Speaker, (2) WIn, SA315P, w/Pierce Polished Stainless Steel Grille, 100 watt | 1 |
| | | | Connection, Speaker - siren head | |
| 365 | 0796795 | SP | Location, Recessed in the Front Bumper, Passenger Side and Center | 1 |
| 366 | 0895310 | | Siren, Federal Q2B | 1 |
| | | | Finish, Q2B Siren - Chrome | |
| 367 | 0656160 | | Location of Siren, Recessed in Under Slung Bumper, w/Enclosure | 1 |
| | | | Location, Siren, Mech - a) Left | |
| 368 | 0748305 | | Control, Mech Siren, Multi Select | 1 |
| 369 | 0748282 | | Control Mech Siren, Ft Sw LS | 1 |
| 370 | 0740391 | | Sw, Siren Brake, Momentary Chrome Push Button, RS | 1 |
| 371 | 0746353 | | Not Required, Warning Lights Intensity | 1 |
| 372 | 0741403 | SP | Lightbar, WIn, Freedom IV-Q, 81", RRBBRRBBStrRRBBRRBB | 1 |
| | | | Filter, Whl Freedom Ltbrs - No Filters | |
| 373 | 0790001 | | Power Supply, Tomar 3065-R-OML Traffic Light Controller, Single Strobe Tube | 1 |
| | | | Opticom Priority - b) High | |
| | | | Opticom Activation - Cab Switch & E-Master | |
| | | | Momentary Opticom Activation - No Activation | |
| 374 | 0743350 | | Light, Front Zone, WIn 6RB** 6RB** 6RB** 6RB** LED, 4lts Q Bezel | 1 |
| | | | Color, Lens, LED's - Clear | |
| | | | Color, Lt DS Frnt Outside - DS Front Outside Red | |
| | | | Color, Lt PS Frnt Outside - PS Front Outside Red | |
| | | | Color, Lt DS Front Inside - Left Blue | |
| | | | Color, Lt PS Front Inside - Right Blue | |
| | | | Color, Q Bezel and Trim - Polished Chrome | |
| 375 | 0653937 | | Flasher, Headlight Alternating | 1 |
| | | | Headlt flash deactivation - a)w/high beam | |
| 376 | 0567481 | | Lights, Side Zone Lower, WIn M6 LED, Front Split Color, Clear Lens, 3pr | 1 |
| | | | Location, Lights Mid - rear area of cab as shown on AD | |
| | | | Location, Lights Rear - above rear wheels | |
| | | | Location, Lights Front Side - b)each side bumper | |
| | | | Color, Lt Side Middle - Blue | |
| | | | Color, Lt Side Rear - Red | |
| | | | Color, Lt Side Frnt Split - White and Red | |
| 377 | 0745867 | | Lights, Side, WIn M9** LED, Trm Fet 1st | 2 |
| | | | Location, Lights - On the forward upper corner of the body sheet as shown on AD print | |
| | | | Qty, - 02 | |
| | | | Color, Lights, Warning - Blue | |
| | | | Control, Light - b) side warning | |
| | | | Color, Lens, LED's - Clear | |
| | | | Color, Trim - Chrome Trim | |
| 378 | 0889775 | | Lights, Side, WIn M9# LED, Split Color, Clear Lens, 1st | 2 |
| | | | Location, Lights - One on each side of the cab high, centered between the crew cab door jam and the slanted cab roof as shown on AD print | |
| | | | Qty, - 02 | |
| | | | Control, Light - b) side warning | |
| | | | Color, Lt Side Split - Blue and Red | |
| | | | Color, Trim - Chrome Trim | |
| 379 | 0564655 | | Lights, Rear Zn Lwr, WIn M6*C LED, Clear Lens, For Tail Lt Housing | 1 |
| | | | Color, Lt DS Rear - b) DS Rear Lt Blue | |
| | | | Color, Lt PS Rear - r) PS Rear Lt Red | |
| 380 | 0541155 | | Lights, Rear/Side Up Zone, WIn M9*C LED, Clear Lens 4lts | 1 |
| | | | Color, Lt, Side Rear Upper DS - Side Rear Upper Red | |
| | | | Color, Lt, Side Rear Upper PS - Side Rear Upper Blue | |
| | | | Color, Lt, Rear Upper DS - r) DS Rear Upper Red | |

| Line | Option | Type | Option Description | Qty |
|------|---------|------|--|-----|
| 380 | | | Color, Lt, Rear Upper PS - r) PS Upper Rear Red | |
| 381 | 0006551 | | Not Required, Lights, Rear Upper Zone Blocking | 1 |
| 382 | 0786173 | | Generator, Power Technology, PTi-20Si-T4F, 20kW Diesel, (18,000W Cont. Rating) | 1 |
| 383 | 0643623 | | Location, Diesel Generator On Body Roof, HDR | 1 |
| | | | Location, Generator - left side of body forward of hatch compartment | |
| 384 | 0006750 | | Electric Start, Generator | 1 |
| 385 | 0006760 | | Remote Start, Diesel Generator | 1 |
| | | | Location, Remote Start - k) cab, CC cab, walk in area | |
| 386 | 0006745 | | Pump, Fuel, w/Pick-Up Tube for Generator | 1 |
| 387 | 0016767 | | Not Required, Oil Drain Extension, Generator | 1 |
| 388 | 0016771 | | Not Required, Routing Exhaust, Generator | 1 |
| 389 | 0761785 | | Light Twr, W-B Pow NS3.0-1200 WBS, 2-Sirion 120/240VAC, Dual Tilt, Lts Cld 10' | 1 |
| | | | Detector, AC Lt Tower - y) shall include the AC detector | |
| | | | Color, Tower, Wlb - White Paint | |
| 390 | 0639593 | | Location, Light Tower, Rescue Body Roof, Forward | 1 |
| 391 | 0617738 | | Controller, Lt Twr, W-B, Wired Hndhd, E-STOP Pow, Pow X, Vrt | 1 |
| 392 | 0664785 | | Location, Light Tower Controller, Near the Circuit Breaker Panel | 1 |
| 393 | 0755065 | SP | Detector, Overhead, Will-Burt D-TEC III | 1 |
| 394 | 0781579 | | Receptacle, 15/20A 120V 3-Pr 3-Wr, NEMA 5-20R SB Dup, 1st, Interior Cab | 2 |
| | | | Qty, - 02 | |
| | | | Location 1 - one on each side of work desk raceway | |
| | | | AC Power Source - Generator | |
| | | | Cover, Receptacle - Interior, Flip Up Duplex Cover(s) | |
| 395 | 0779718 | | Receptacle, 15/20A 120V 3-Pr 3-Wr, NEMA 5-20R SB Dup, 2nd, Interior Body | 6 |
| | | | Qty, - 06 | |
| | | | Location 1 - two (2) in RS5 compartment, one for TV monitor and one low and on the right for accessory use. Four others TBD. | |
| | | | AC Power Source - Generator | |
| | | | Cover, Receptacle - Interior Flip Up Cover(s) | |
| 396 | 0779701 | | Receptacle, 15/20A 120V 3-Pr 3-Wr SB Dup, 4 place, Interior Body | 1 |
| | | | Qty, - 01 | |
| | | | Location 1 - on right side body wall above work desk | |
| | | | AC Power Source - Generator | |
| | | | Cover, Receptacle - Interior SS Wall Plate(s) | |
| 397 | 0779722 | | Receptacle, 15/20A 120V 3-Pr 3-Wr, NEMA 5-20R SB Dup, 1st, Interior Body | 1 |
| | | | Qty, - 01 | |
| | | | Location 1 - in full-height cabinet adjacent to work desk mounted high and to the right side on back wall | |
| | | | AC Power Source - Gen to Shoreline Transfer Switch | |
| | | | Cover, Receptacle - Interior SS Wall plate | |
| 398 | 0519934 | | Not Required, Brand, Hydraulic Tool System | 1 |
| 399 | 0649753 | | Not Required, PTO Driven Hydraulic Tool System | 1 |
| 400 | 0007150 | | Bag of Nuts and Bolts | 1 |
| | | | Qty, Bag Nuts and Bolts - 1 | |
| 401 | 0816517 | | NFPA Required Loose Equipment, Special Services, NFPA 2024, Provided by Fire Dept | 1 |
| 402 | 0796255 | | Not Required, Soft Suction, Rescue No Pump | 1 |
| 403 | 0817018 | | Not Required, Extinguisher, Dry Chemical, Fire Department Omits, NFPA 2024 | 1 |
| 404 | 0820493 | | Not Required, Extinguisher, 2.5 Gal, Fire Department Omits, NFPA 2024 | 1 |
| 405 | 0741569 | | Paint Process / Environmental Requirements, Appleton | 1 |
| 406 | 0709846 | | Paint, Two-Tone Color, Velocity/Impel | 1 |
| | | | Paint Color, Upper Area, Predefined - #10 White | |
| | | | Shield, Cab - Standard Shield | |
| | | | Paint Color, Lower Area, Predefined - 219 | |
| | | | Paint Break, Cab - Standard Two-Tone Cab Break | |
| 407 | 0709845 | | Paint, Single Color, Body | 1 |
| | | | Paint, Body - Match Lower Cab | |
| 408 | 0646901 | | Paint Chassis Frame Assy, With Liner, E-Coat, Standard | 1 |
| | | | Paint Color, Frame Assembly, Predefined - Standard Black | |
| 409 | 0693797 | | No Paint Required, Aluminum Front Wheels | 1 |
| 410 | 0693792 | | No Paint Required, Aluminum Rear Wheels | 1 |
| 411 | 0733739 | | Paint, Axle Hubs | 1 |
| | | | Paint, Axle Hub - Primary Job Color | |

| Line | Option | Type | Option Description | Qty |
|------|---------|------|---|-----|
| 412 | 0007230 | | Compartment, Painted, Spatter Gray | 1 |
| 413 | 0544111 | | Reflective Band, 10" Color, Reflect Band - A - a) white | 1 |
| 414 | 0510041 | | Reflective across Cab Face, Imp/Vel | 1 |
| 415 | 0536955 | | Stripe, Chevron, Rear, Diamond Grade, Rescue Color, Rear Chevron DG - fluorescent yellow green | 1 |
| 416 | 0033206 | | "Chop/Chop" Effect In Reflective Stripe Location - forward body to match location on other apparatus Qty, - 01 | 1 |
| 417 | 0017359 | | Stripe, Black Outline, Vinyl on Reflective Band Qty, - 01 | 1 |
| 418 | 0065687 | | Stripe, Reflective, Cab Doors Interior | 1 |
| 419 | 0635888 | SP | Stripe, Reflective, Diamond Grade Chevron, HDR Walk-In Rear/Side Door Color, Reflect Band - A - p) fluorescent yellow green diamond grade Qty, - 01 | 1 |
| 420 | 0679822 | | Stripe, Sign Gold, Two-Tone Paint Break with Shield, IPO Chrome Molding | 1 |
| 421 | 0594559 | | Lettering Specifications, (Sign Gold Process) | 1 |
| 422 | 0685932 | | Lettering, Sign Gold, 3.00", (41-60) Outline, Lettering - Outline and Shade | 1 |
| 423 | 0685800 | | Lettering, Sign Gold, 6.00", Each Qty, Lettering - 06 | 6 |
| 424 | 0685754 | | Lettering, Sign Gold, 8.00", Each Outline, Lettering - Outline and Shade Qty, Lettering - 11 | 11 |
| 425 | 0685814 | | Lettering, Sign Gold, 4.00", (21-40) Outline, Lettering - Outline and Shade | 1 |
| 426 | 0685744 | | Lettering, Sign Gold, 10.00", (1-20) Outline, Lettering - Outline and Shade | 1 |
| 427 | 0685793 | | Lettering, Sign Gold, 7.00", Each Qty, Lettering - 02 | 2 |
| 428 | 0685826 | | Lettering, Sign Gold, 2.00", Each Outline, Lettering - Outline and Shade Qty, Lettering - 24 | 24 |
| 429 | 0733875 | SP | Emblem, Arizona Waving Flag, Gerber Vision, (pair) Location, Emblem - Upper crew cab door | 1 |
| 430 | 0666414 | | Emblem, Freedom Flag, Each Qty, - 02 Location, Emblem - Upper rear sides of cab Size, Flag - 9" - 11" | 2 |
| 431 | 0769753 | | Emblem, American Flag Painted on Cab Grille, All Custom Chassis | 1 |
| 432 | 0772003 | | Manual, Fire Apparatus Parts, USB Flash Drive, Custom Qty, - 01 | 1 |
| 433 | 0772037 | | Manual, Chassis Service, USB Flash Drive, Custom Qty, - 01 | 1 |
| 434 | 0773381 | | Manual, Chassis Operation, (1) USB Flash Drive, Custom | 1 |
| 435 | 0030008 | | Warranty, Basic, 1 Year, Apparatus, WA0008 | 1 |
| 436 | 0611136 | | Warranty, Chassis, 3 Year, Velocity/Impel, WA0284 | 1 |
| 437 | 0696698 | | Warranty, Engine, Cummins, 5 Year, WA0181 | 1 |
| 438 | 0684953 | | Warranty, Steering Gear, Sheppard M110, 3 Year WA0201 | 1 |
| 439 | 0595767 | | Warranty, Frame, 50 Year, Velocity/Impel, WA0038 | 1 |
| 440 | 0595698 | | Warranty, Axle, 3 Year, TAK-4, WA0050 | 1 |
| 441 | 0733306 | | Warranty, Single Axle, 5 Year, Meritor, General Service, WA0384 | 1 |
| 442 | 0652758 | | Warranty, ABS Brake System, 3 Year, Meritor Wabco, WA0232 | 1 |
| 443 | 0019914 | | Warranty, Structure, 10 Year, Custom Cab, WA0012 | 1 |
| 444 | 0744240 | | Warranty, Paint, 10 Year, Cab, Pro-Rate, WA0055 | 1 |
| 445 | 0595770 | | Warranty, Power Step, 2 Year, WA0031 | 1 |
| 446 | 0524627 | | Warranty, Electronics, 5 Year, MUX, WA0014 | 1 |
| 447 | 0695416 | | Warranty, Pierce Camera System, WA0188 | 1 |
| 448 | 0647720 | | Warranty, Pierce LED Strip Lights, WA0203 | 1 |
| 449 | 0046369 | | Warranty, 5-year EVS Transmission, Standard Custom, WA0187 | 1 |

| Line | Option | Type | Option Description | Qty |
|------|---------|------|---|-----|
| 450 | 0685945 | | Warranty, Transmission Cooler, WA0216 | 1 |
| 451 | 0033401 | | Not Required, Tank Warranty | 1 |
| 452 | 0596024 | | Warranty, Structure, 15 Year, HDR, WA0010 | 1 |
| 453 | 0690936 | | Warranty, Roll up Doors, Not Required | 1 |
| 454 | 0012599 | | Warranty, Pump, Not Required | 1 |
| 455 | 0046370 | | Not Required, Warranty, No Plumbing | 1 |
| 456 | 0641372 | | Warranty, Foam System, Not Available | 1 |
| 457 | 0595820 | | Warranty, Paint, 10 Year, Body, Pro-Rate, WA0057 | 1 |
| 458 | 0595412 | | Warranty, Graphics Lamination, 1 Year, Apparatus, WA0168 | 1 |
| 459 | 0819254 | | Certification, Vehicle Stability, CD0196 | 1 |
| 460 | 0808577 | | Certification, Engine Installation, Velocity, Cummins X15, 2027 | 1 |
| 461 | 0686786 | | Certification, Power Steering, CD0098 | 1 |
| 462 | 0892701 | | Certification, Cab Integrity, Impel/Veloccity FR, CD0190 | 1 |
| 463 | 0548950 | | Certification, Cab Door Durability, Velocity/Impel, CD0001 | 1 |
| 464 | 0548967 | | Certification, Windshield Wiper Durability, Impel/Veloccity, CD0005 | 1 |
| 465 | 0667411 | | Certification, Electric Window Durability, Velocity/Impel FR, CD0004 | 1 |
| 466 | 0549273 | | Certification, Seat Belt Anchors and Mounting, Imp/Vel/Vel SLT, CD0018 | 1 |
| 467 | 0735950 | | Certification, Cab HVAC System Perf, Vel/Imp FR, CD0166/CD0168/CD0176/CD0177 | 1 |
| 468 | 0545073 | | Amp Draw Report, NFPA Current Edition | 1 |
| 469 | 0002758 | | Amp Draw, NFPA/ULC Radio Allowance | 1 |
| 470 | 0799248 | | Appleton/Florida BTO | 1 |
| 471 | 0000031 | | HDR BODY | 1 |
| 472 | 0000012 | | PIERCE CHASSIS | 1 |
| 473 | 0004713 | | ENGINE, OTHER | 1 |
| 474 | 0046396 | | EVS 4000 Series TRANSMISSION | 1 |
| 475 | 0020037 | | NO PUMP | 1 |
| 476 | 0020013 | | NO WATER TANK | 1 |
| 477 | 0028047 | | NO FOAM SYSTEM | 1 |
| 478 | 0046282 | | Not Required, Control Panel, No Pump | 1 |
| 479 | 0020007 | | AKRON VALVES | 1 |
| 480 | 0020015 | | ABS SYSTEM | 1 |
| 481 | 0752883 | | HDR | 1 |



TOWN OF
QUEEN CREEK
ARIZONA

9.E

TO: HONORABLE MAYOR AND TOWN COUNCIL
THROUGH: BRUCE GARDNER, TOWN MANAGER
FROM: RANDY BRICE, CHIEF OF POLICE
RE: CONSIDERATION AND POSSIBLE APPROVAL OF AN AMENDMENT TO OUR EXISTING LEASE AGREEMENT WITH THE MARICOPA COUNTY COMMUNITY COLLEGE DISTRICT FOR ADDITIONAL OFFICE/WORKSPACE ON THE SECOND FLOOR OF THE COMMUNIVERSITY BUILDING LOCATED AT 21740 S. ELLSWORTH ROAD, QUEEN CREEK, AZ 85142, BEGINNING APRIL 1, 2024. THE COST FOR BASE RENT, SECURITY, AND OTHER INCIDENTALS SHALL NOT EXCEED \$180,000 ANNUALLY (BUDGETED ITEM).
DATE: March 20, 2024

Suggested Action:

Staff recommends approval of the amendment to our existing lease agreement with the Maricopa County Community College District for additional office/workspace on the second floor of the Communiversity Building located at 21740 S. Ellsworth Road, Queen Creek, AZ 85142, beginning April 1, 2024.

Relevant Council Goal(s):

1. Safe Community (Public Safety)
2. Effective Government (Intergovernmental Relations)

Project Information:

None

Discussion:

Nearly four years ago, in March 2019, during the Council Strategic Planning Session, the Queen Creek Town Council directed staff to conduct a study to evaluate the issues and options related to the future of law enforcement services within the Town. In November 2019, the Law Enforcement Study and findings were presented to the Town Council. More than two years later, the Queen Creek Police Department officially launched on January 11, 2022.

Over the past two years, we have endeavored to build the staffing and infrastructure needed for the department to succeed and provide for the needs of the community. We have conducted several studies to identify specific needs, gaps, and necessities for the continued growth and operation of the Department. In March of 2023, the Council adopted the Police Master Plan, which outlined the timing of space needs for the department. We are currently working toward completing the first two public safety complexes, which will meet much of our emerging space needs.

However, in the meantime, additional space is needed. This amendment to the existing lease will nearly double our space allocation at the Communiversity building.

The department's current operations are conducted primarily out of the existing Community

Chambers—Law Enforcement Building (PSB), which was built in 2017. However, the building's configuration and size have been very limiting, so modifications had to be made to expand capacity.

For example, the existing patrol briefing room was changed into cubicles for detectives and support staff; an office was converted into a locker room; a conference room was turned into a multi-person office; several storage rooms were turned into workspaces; hallways have been equipped with storage fixtures; gathering spaces have been walled-off for offices/cubicles; and storage facilities have been moved outside into portable fixtures. Staff has also been moved to four other Town buildings due to overcrowding. Secure parking is also extremely limited. This is further complicated by the need for outdoor storage and numerous spaces that have to be reserved for non-police personnel.

Along with a growing population comes a greater demand for policing services. The department's new proactive and community engagement approach to policing also increases the service load and calls for service. More calls for policing services drive the need for additional policing staff, and more staff creates a greater demand for policing infrastructure and workspaces.

In April of 2023, we entered into a short-term facility use agreement with the Maricopa County Community Colleges for space on the second floor of the Communiversity Building located at 21740 S. Ellsworth Road, Queen Creek, AZ 85142. Prior to this agreement, QCPD personnel were spread over five different buildings. This sort of deployment paradigm did not provide a cohesive working environment. With this agreement, QCPD was able to centralize staff into two locations providing a much more unified and interconnected process.

This amendment to the lease agreement will allow QCPD to add more than 2,100 square feet to our space allocation at the Communiversity for needed workspace and critical operations. The original agreement provided just over 2,300 square feet.

Fiscal Impact:

This action authorizes the Town Manager to execute an amended lease with the Maricopa County Community College District for approximately 4,533 square feet on the second floor of the Communiversity Building located at 21740 S. Ellsworth Road, Queen Creek, AZ 85142, beginning April 1, 2024. The monthly rate for base rent and tax is estimated to be approximately \$14,001.54 for the first year. We anticipate that the annual cost for year one will not exceed \$180,000. This increase is in the current budget and has been included in the proposed FY 24-25 budget.

Alternatives:

1. The Council could choose not to approve this lease agreement. However, the police department would not have the workspace necessary to provide basic police services to the community.
2. The Council could direct staff to change or modify the proposed agreement.

Attachment(s):

1. [RSC_QueenCreekTownOf_030424_A1Lease_Signed.pdf](#)

Amendment #1 to Lease Agreement

The Lease Agreement between the Maricopa County Community College District, a political subdivision of the State of Arizona (“MCCCD”) for Rio Salado College ("College"), and Town of Queen Creek, an Arizona municipal corporation, residing in the State of Arizona ("Tenant") dated July 1, 2023, is hereby amended, effective April 1, 2024, as follows:

Current language

| | | |
|-----|--|---|
| 1.3 | Premises: | <ul style="list-style-type: none"> a. Room 2004 (classroom), consisting of approximately 800 square feet; and b. Rooms 2006 (study), consisting of approximately 200 square feet; and c. Room 2008 (classroom), consisting of approximately 600 square feet; and d. Room 2010 (study), consisting of approximately 130 square feet; and e. Room 2014 (classroom), consisting of approximately 616 square feet. |
| 1.4 | Net Rentable Area of the Premises: | 2,346 square feet |
| 1.5 | Net Rentable Area of the Building: | 2nd Floor—4,533 square feet |
| 1.6 | Tenant’s Proportionate Share (for Common Area Maintenance Expenses): | Lease is full-service; therefore, Common Area Maintenance share is 0% |
| 1.7 | Annual Monthly Base Rent: | 1st yr. \$7,086.88 (\$36.25 per year per square foot) 2nd yr. \$7,192.45 (\$36.79 per year per square foot) |
| 1.8 | Total Monthly Base Rent | Annual Monthly Base Rent, plus applicable rental tax of 2.25 %, total monthly payment of: 1st yr. \$7,246.33 per month 2nd yr. \$7,354.28 per month |

Amended language

| | | |
|-----|-----------|---|
| 1.3 | Premises: | <ul style="list-style-type: none"> a. Room 2004 (classroom), consisting of approximately 800 square feet; and b. Rooms 2006 (study), consisting of approximately 200 square feet; and c. Room 2008 (classroom), consisting of approximately 600 square feet; and d. Room 2010 (study), consisting of approximately 130 square feet; and |
|-----|-----------|---|

| | | |
|-----|--|--|
| | | <ul style="list-style-type: none"> e. Room 2014 (classroom), consisting of approximately 616 square feet; and f. Room 2020 (classroom), consisting of approximately 611 square feet (*effective May 1, 2024); and g. Room 2021 (classroom), consisting of approximately 556 square feet. Room 2022 (classroom), consisting of approximately 758 square feet; and h. Room 2022 (classroom), consisting of approximately 758 square feet; and i. Room 2023 (study), consisting of approximately 131 square feet; and j. Room 2025 (study), consisting of approximately 131 square feet. |
| 1.4 | Net Rentable Area of the Premises: | 4,533 square feet |
| 1.5 | Net Rentable Area of the Property: | 2nd Floor- 4,533 square feet |
| 1.6 | Tenant's Proportionate Share (for Common Area Maintenance Expenses): | Lease is full-service; therefore, Common Area Maintenance share is 0% |
| 1.7 | Monthly Rent: | April 2024 \$11,847.71 (\$36.25 per year per square foot) May 2024-June 2024 \$13,693.44 per month (\$36.25 per year per square foot) July 2024-June 2025 \$13,897.42 per month (\$36.79 per year per square foot) |
| 1.8 | Total Monthly Rent: | Annual Monthly Base Rent, plus applicable rental tax of 2.25%, total monthly payment of: April 2024 \$12,114.28 per month May 2024-June 2024 \$14,001.54 per month July 2024-June 2025 \$14,210.11 per month |

MCCCD:

TENANT:

By: James H. Curtin
James Curtin
Associate General Counsel, Sr.

By: Bruce R Gardner
Bruce R. Gardner
Town Manager

Date: Mar 8, 2024

Date: Mar 8, 2024



TOWN OF
QUEEN CREEK
ARIZONA

TO: HONORABLE MAYOR AND TOWN COUNCIL
THROUGH: BRUCE GARDNER, TOWN MANAGER
FROM: SCOTT A HOLCOMB, TOWN ATTORNEY
RE: CONSIDERATION AND POSSIBLE APPROVAL OF RESOLUTION 1563-24,
ADOPTING REVISIONS TO THE TOWN COUNCIL POLICIES AND PROCEDURES
HANDBOOK REGARDING THE AGENDA SETTING PROCESS.
DATE: March 20, 2024

Suggested Action:

To approve Consideration Resolution 1563-24, adopting revisions to the Town Council Policies and Procedures Handbook regarding the Agenda setting process.

Relevant Council Goal(s):

- Effective Government

Discussion:

The Town originally adopted the TCPP on January 16, 2002, and it has been amended 12 times since, most recently on December 21, 2022. The TCPP serves the general purposes of providing clarity, continuity, civility, structure, and fairness in Council processes and public proceeding.

At the direction of the Council at the Strategic Planning session, the proposed Resolution amending Section XIV, Agenda Setting Process, of the TCPP:

1. Clarifies how requests by the Mayor or at least two Council Members for items to be placed on the Council meeting agenda will be handled; and
2. Addresses Council’ desire for additional time to consider items that change Town Code or regulations are proposed after the initial Council meeting agenda is published.

In addition the Resolution updates timing of the agenda process to match current practice. Under the proposed Resolution Section XIV would be amended as follows (deletions shown as ~~strikethroughs~~ and additions shown in UNDERLINED UPPERCASE LETTERS:

XIV. AGENDA SETTING PROCESS

1. When the Council wishes to request specific items/issues be placed on the agenda for discussion/action, the Council may do so upon a request sent to the Town Manager by the Mayor or at least two Council Members.
2. Items may be placed on the agenda for discussion or deliberation, or for final action.
3. AGENDA ITEMS THAT WOULD CHANGE THE TOWN CODE OR REGULATIONS WILL BE AGENDIZED AS AN ITEM FOR DISCUSSION AT LEAST ONE MEETING PRIOR TO BEING AGENDIZED AS AN ITEM FOR FINAL ACTION.
4. On the ~~THURSDAY TWO Tuesday one~~ weekS prior to the week of the Town Council meeting, OR ON ANOTHER DAY AS DETERMINED BY THE TOWN MANAGER, an agenda setting meeting WILL BE is held for the purpose of placing items on the agenda. The Town Manager, Department Heads and Town Clerk attend this meeting. The Mayor may participate via the telephone or in person. The Town Attorney attends this meeting and reviews the agenda prior to the printing.
5. THE AGENDA WILL BE PUBLISHED ON THE MONDAY OR THE NEXT TOWN BUSINESS DAY ONE WEEK PRIOR TO THE WEEK OF THE TOWN COUNCIL MEETING.

6. WHEN A REQUEST FOR AN ITEM TO BE PLACED ON THE AGENDA BY THE MAYOR OR AT LEAST TWO COUNCIL MEMBERS IS RECEIVED BY THE TOWN MANAGER AFTER THE AGENDA HAS BEEN PUBLISHED, THAT ITEM WILL BE PLACED ON THE NEXT FOLLOWING OR LATER AGENDA, UNLESS THE ITEM REQUIRES DISCUSSION AND/OR ACTION AT THE CURRENTLY AGENDIZED MEETING (AN "EMERGENCY ITEM").
7. NOTICE OF AN EMERGENCY ITEM WILL BE GIVEN BY THE TOWN MANAGER OR THEIR DESIGNEE TO THE MAYOR AND COUNCIL MEMBERS AS SOON AS REASONABLY POSSIBLE.

Alternatives:

The Council could:

1. Make no amendments to the TCPP are necessary at the time;
2. Adopt only a portion of the proposed amendments; or
3. Modify the Resolution and the language and/or scope of amendments proposed therein.

Attachment(s):

1. [Town Council Policies & Procedures \(Rev. 12/2022\)](#)
2. [Resolution No. 1563-24](#)



TOWN OF
QUEEN CREEK
ARIZONA

2022

Town Council Policies & Procedures



| | |
|---|----------|
| I. COUNCIL MEETINGS – DATES, TIMES, LOCATIONS, ATTENDANCE BY THE PUBLIC..... | 1 |
| A. <i>Regular Meetings</i> | 1 |
| B. <i>Other Locations</i> | 1 |
| C. <i>Location During Local Emergency</i> | 1 |
| D. <i>Cancelled Meetings</i> | 1 |
| E. <i>Special Meetings and Emergency Meetings</i> | 1 |
| F. <i>Executive Sessions</i> | 1 |
| G. <i>Attendance by the Public</i> | 2 |
| H. <i>Norms for Public Participation and Attendance at Meetings</i> | 2 |
| II. NOTICES OF MEETINGS..... | 2 |
| III. QUORUM | 2 |
| IV. DUTIES OF MAYOR | 3 |
| A. <i>Chair</i> | 3 |
| B. <i>Absence of Mayor</i> | 3 |
| C. <i>Absence of Mayor and Vice Mayor</i> | 3 |
| D. <i>Mayor to Act as Council Ceremonial Representative</i> | 3 |
| V. MINUTES | 3 |
| A. <i>Summary Minutes</i> | 3 |
| B. <i>Council Minutes Approval</i> | 3 |
| C. <i>Recordings of Meetings</i> | 4 |
| VI. RULES OF CONDUCT | 4 |
| A. <i>Addressing Members of the Public and Staff</i> | 4 |
| B. <i>Council Deliberation and Order of Speakers</i> | 4 |
| C. <i>Suspension of the Rules</i> | 4 |
| D. <i>Robert’s Rules of Order</i> | 4 |
| VII. MOTIONS | 5 |
| A. <i>Procedures for Motion</i> | 5 |
| B. <i>Motion Amendments</i> | 5 |
| C. <i>Motion of Direction</i> | 6 |
| D. <i>Ordinances</i> | 6 |

| | |
|---|-----------|
| E. Voting | 6 |
| F. Abstention | 6 |
| G. Tie Votes | 6 |
| H. Motions for Reconsideration | 6 |
| VIII. OPEN MEETING LAW VIOLATIONS | 7 |
| IX. CONFLICT OF INTEREST | 7 |
| X. PUBLIC HEARINGS | 8 |
| A. Public Hearing Procedure | 8 |
| B. Continuance of Public Hearings..... | 8 |
| C. Public Discussion at Public Hearings..... | 8 |
| D. Written Materials for Public Record | 9 |
| E. Final Action | 9 |
| XI. DISCUSSION OR DIRECTION | 9 |
| XII. PUBLIC COMMENT | 9 |
| A. Request to Speak on Agenda Items Which Allow Public Comment | 9 |
| B. Request to Speak during Public Comment (on items not on the Agenda)..... | 9 |
| C. Other Requests to Speak..... | 10 |
| D. Addressing the Town Council..... | 10 |
| XIII. COUNCIL MEETING AGENDA..... | 10 |
| A. Order of Agenda | 10 |
| B. Ceremonial Matters..... | 11 |
| C. Committee Reports..... | 11 |
| D. Public Comment..... | 11 |
| E. Consent Agenda and Public Hearing Consent Agenda | 11 |
| F. Items for Public Hearing, Final Action or Discussion..... | 11 |
| G. Adjournment..... | 11 |
| XIV. AGENDA SETTING PROCESS | 11 |
| XV. COMMITTEES | 12 |
| A. Formation | 12 |
| B. Powers, Duties, and Responsibilities..... | 12 |

| | | |
|---------------|---|-----------|
| C. | <i>Council Member Appointments and Assignments</i> | 13 |
| D. | <i>Council Member Participation in Community Activities</i> | 13 |
| XVI. | ADMINISTRATIVE SUPPORT FOR COUNCIL | 13 |
| A. | <i>Mail</i> | 13 |
| B. | <i>Mail Addressed to the Mayor</i> | 14 |
| C. | <i>Council Correspondence</i> | 14 |
| D. | <i>Clerical Support</i> | 14 |
| E. | <i>Personal Correspondence</i> | 14 |
| F. | <i>Council Notification of Significant Incidents</i> | 14 |
| XVII. | COUNCIL/STAFF RELATIONS | 14 |
| A. | <i>General</i> | 14 |
| B. | <i>Litigation</i> | 15 |
| C. | <i>Personnel Investigations by the Town Attorney</i> | 16 |
| XVIII. | COUNCIL RELATIONS WITH OTHER GOVERNMENTS, COMMITTEES, AND GROUPS | 18 |
| XIX. | COUNCIL NORMAS AND PROTOCOLS | 19 |
| A. | <i>Norms and Protocols</i> | 19 |
| B. | <i>Separate Amendment</i> | 19 |

I. COUNCIL MEETINGS – DATES, TIMES, LOCATIONS, ATTENDANCE BY THE PUBLIC

A. Regular Meetings

Consistent with Town Code Chapter 2, Article 2-5, Section 2-5-1, the Council will hold one regular meeting each month on the first Wednesday at 5:30 p.m. at the Community Chambers, 20727 E Civic Parkway, Queen Creek. A second meeting may be scheduled for the third Wednesday of the month at the same time and location.

B. Other Locations

The Council may, from time to time, elect to meet at other locations and upon such election, shall give public notice of the date, time and location of such meeting in accordance with all provisions of the Queen Creek Town Code and the Arizona Revised Statutes (“A.R.S.”).

C. Location During Local Emergency

If, by reason of fire, flood or other emergency, it is unsafe to meet in the Town Hall, the meetings may be held for the duration of the emergency at such other place that may be designated by the Mayor, Vice Mayor or Town Manager.

D. Cancelled Meetings

When the day for any regular meeting falls on a legal holiday, the regularly scheduled meeting shall be held at the same hour on a day other than the legal holiday as determined by the Mayor, Vice Mayor or Town Manager. Council meetings may, from time to time, with adequate notice pursuant to state statutes, be cancelled due to conflicts with other scheduled meetings, events or circumstances. An example of this circumstance is the annual conference of the Arizona League of Cities and Towns. Notice of cancelled meetings will be posted at least 24 hours in advance at the Queen Creek Town Hall, and on the Town’s website.

E. Special Meetings and Emergency Meetings

Special meetings and emergency meetings of the Town Council may be called and held from time to time consistent with Town Code Chapter 2, Article 2-5, Section 2-5-2 and the Arizona Revised Statutes.

F. Executive Sessions

Consistent with the Town Code Chapter 2, Article 2-5, Section 2-5-2 and A.R.S. §§ 38-431.02 and 38-431.03, upon a majority vote of the Town Council, the Council may meet in a closed executive session. The subject of the executive session must be noticed on the agenda, but the specific contents of the executive session are not generally subject to open meeting law or public records law as provided under Arizona law.

G. Attendance by the Public

Consistent with Town Code Chapter 2, Article 2-5, Section 2-5-3, and except as specifically provided by A.R.S. §§ 38-431 et seq. for executive sessions, all meetings of the Council shall be open to the public.

H. Norms for Public Participation and Attendance at Meetings

Except as otherwise provided under Arizona Law, meetings of the Council are meetings held in public, not with the public, and “all persons so desiring shall be permitted to attend and listen to the deliberations and proceedings”. The Council, may, but is not required to, “make an open call to the public during a public meeting, subject to reasonable time, place and manner restrictions, to allow individuals to address the public body on any issue within the jurisdiction of the public body.” In order to allow all members of the public to be able to attend and listen to meetings all persons in attendance shall:

1. Show respect for and civility to everyone in attendance.
2. Respect the opinions and political views of others.
3. Ensure any topic presented is within the jurisdiction of the Town.
4. Not attempt to intimidate any person.
5. Not disrupt the meeting in any way, or interfere with the Council’s conduct of the Town’s business, or another person’s ability to speak, har or participate as appropriate.

Prohibited activities include, but are not limited to, display of signs, loud noises, shouting, foul language, threats, disruptive gestures or motions, celebration, clapping or booing, except as appropriate in support of ceremonial matters on the agenda or as invited or allowed by the Chair. After appropriate warning to a person or group violating any of these norms of conduct, the Chair may have an offending signs, other materials, persons or groups removed from the meeting.

II. NOTICES OF MEETINGS

Consistent with the Town Code Chapter 2, Section 2-6-8 and A.R.S. § 38-431.01, at least 24 hours in advance of any Council meeting the Agenda and Notice of Meeting will be posted at the Queen Creek Town Hall and on the Town’s website.

III. QUORUM

Consistent with Town Code Chapter 2, Article 2-5, Section 2-5-4, a majority of the Council shall constitute a quorum for transacting business, but a lesser number may adjourn from time to time and compel the attendance of absent Council Members. In a body of seven members, four members constitute a quorum.

IV. DUTIES OF MAYOR

A. Chair

Consistent with Town Code Chapter 2, Article 2-2, Section 2-2-4, and Article 2-5, Section 2-5-7, the Mayor shall be the Chairperson of the Council and preside over its meetings. The Mayor may make and second motions and shall have a voice and vote in all its proceedings. The Mayor shall also have the authority to preserve order at all Council meetings, to remove any person from any meeting for disorderly conduct, to enforce the rules of the Council and to determine the order of business. The Mayor shall have the power to administer oaths and affirmations.

B. Absence of Mayor

The Vice Mayor shall act as Mayor in absence or disability of the Mayor.

C. Absence of Mayor and Vice Mayor

In the absence or disability of both the Mayor and Vice Mayor, the Council may designate another of its Members to serve as acting Mayor who shall have all the powers, duties and responsibilities of the Mayor during such absence or disability.

D. Mayor to Act as Council Ceremonial Representative

The Mayor has been delegated the responsibility to act as the Council's ceremonial representative at public events and functions. In the Mayor's absence, the Vice Mayor will assume this responsibility. In both the Mayor and Vice Mayor's absence, the Mayor will appoint another Council Member to act as Council ceremonial representative.

V. MINUTES

A. Summary Minutes

Pursuant to A.R.S. § 38-431.01(B), minutes of Council meetings will include the date, time, and place of the meeting, the Council Members recorded as either present or absent, a general description of the matters considered, and an accurate description of all legal actions proposed, discussed or taken, including a record of how each Council Member voted, the names of the Council Members who propose each motion and the names of the persons, as given, who make statements or present material to the public body and a reference to the legal action about which they made statements or presented material.

B. Council Minutes Approval

Minutes of meetings are generally submitted to the Council for approval at the next scheduled meeting.

C. Recordings of Meetings

Work Study and Regular Session meetings are video-taped. These videos can be accessed on the Town's website for a minimum of one (1) year after the date of the posting, in accordance with A.R.S. §38-431.01(J).

VI. RULES OF CONDUCT

A. Addressing Members of the Public and Staff

In general, when addressing members of the public or Town staff, Council Members will direct questions or comments through the Mayor, or the Chair, if the Mayor is absent, and will generally refer to persons as Mr., Mrs., or Ms., followed by their surname.

B. Council Deliberation and Order of Speakers

The Mayor has been delegated the responsibility to control the debate and order of speakers. Speakers are generally called upon in the order the Request to Speak cards are received.

6. With the concurrence of the Mayor, a Council Member holding the floor may address a question to another Council Member and that Council Member may respond.
7. Council Members will limit their comments to the subject matter, item or motion being currently considered by the Council.
8. Council Members will govern themselves as to the length of their comments.
9. Any Council Member wishing to speak must first obtain the floor by being recognized by the Mayor (Chair). The Council Member who seeks the floor when appropriately entitled to do so must be recognized.

C. Suspension of the Rules

As provided in Town Code Chapter 2, Article 2-5, Section 2-5-10, any rules may be temporarily waived or suspended by a majority vote of the Council Members present when it is deemed that there is good cause to do so provided such suspension is not contrary to state statutes.

D. Robert's Rules of Order

The Mayor may, but is not required to, use Robert's Rules of Order as a secondary guide in conduction meetings of the Council, and may seek advice from the Town Attorney as to the application thereof to the situation, but Robert's Rules of Order is a guide only and not in any way controlling.

VII. MOTIONS

Motions may be made by any Council Member, including the Mayor. Any member of the Council Member, other than the Council Member offering the motion, may second a motion.

A. Procedures for Motion

The following is the general procedure for making motions:

1. Before a motion can be considered or debated, it must be seconded.
2. Once the motion has been properly made and seconded, the Mayor shall open the motion for discussion by any Council Member.
3. Once the Mayor determines that the motion has been fully discussed and the Mayor calls for a vote, no further discussion will be allowed, except that Council Members may be allowed to explain their vote.

B. Motion Amendments

1. When a Council Member intends to propose an amendment to a motion or other action on a published agenda for a meeting, that Council Member shall strive to provide notice to the Town Manager at least forty-eight (48) hours prior to the meeting of the proposed amendment. Such notice shall include the text of the proposed amendment.
2. Staff, including the Town Attorney, may advise and assist the proposing Council Member in crafting and presenting the proposed amendment, including providing information concerning any procedural, legal, financial, and/or practical issues related to the proposed amendment.
3. Within a reasonable time, and to the extent reasonably possible following receipt of notice of the proposed amendment, Town staff shall provide notice of the possible proposed amendment to all other Council Members.
4. To the extent reasonably possible, a proposed amendment shall be included in the final published agenda and Council packet.
5. In accordance with Open Meeting Law requirements, discussion with or between a quorum of the Council on any proposed amendment is prohibited until the Council meeting at which the amendment is to be proposed.
6. Nothing in this procedure shall prohibit a Council Member from presenting a proposed amendment to an item on the published agenda at a properly noticed meeting of the Council.
7. When a motion is on the floor and an amendment is offered, the amendment shall be acted upon prior to acting on the main motion.

C. Motion of Direction

A Motion of Direction generally provides staff direction as to the Town Council's request for additional information, corrections/amendments to an Ordinance/Resolution or other such matters, to be presented at a future Council meeting.

D. Ordinances

Motions offering approval of ordinances are deemed to include waiver of full reading and title of the ordinance unless the Council, by a majority vote, requires reading in full (as provided in Town Code Chapter 2, Article 2-6, Section 2-6-23).

E. Voting

Any Council Member at a meeting when a motion comes up for a vote shall vote for or against the measure unless they are disqualified from voting and abstains because of that disqualification. If the vote is a voice vote, the Mayor shall declare the result. Any member of the Council Member or the Town Clerk may request a roll call vote either before or after a non-roll call vote is taken. All votes will be recorded in the minutes of the meeting.

F. Abstention

If a Council Member abstains because of a legal conflict, they are not counted as present for quorum purposes and are not deemed to be "voting" for purposes of determining whether there has been a "majority" vote of those Council Members present and voting.

When a Council Member abstains or excuses themselves from a portion of a Council meeting because of a legal conflict of interest, the Council Member must briefly state the nature of the conflict to be included in the public record.

G. Tie Votes

A tie vote results in the motion failing. Under this circumstance, any Council Member may offer a motion for reconsideration, pursuant to Section (H) below.

H. Motions for Reconsideration

1. Motions for reconsideration of a matter may be made at the next regular or special meeting following the Council action.
2. For tie votes, to allow for reconsideration of the matter at a future Council meeting, two Council Members shall contact the Town Manager (one Council Member who voted on each side of the issue).
3. A proposed motion for reconsideration at the next succeeding Council meeting must comply with all notice requirements in A.R.S. §S 38-431 et seq.

4. Motions for reconsideration may only be made by a Council Member that voted with the majority of the Town Council on the action proposed to be reconsidered by the Council.

VIII. OPEN MEETING LAW VIOLATIONS

Consistent with Town Code Chapter 2, Article 2-5, Section 2-5-3, and except as specifically provided by A.R.S. §§ 38-431 et seq. for executive sessions, all meetings of the Council shall be open to the public.

Meetings that at any one time involve only a portion of a legislative body, but eventually involve a quorum are in violation of Arizona's Open Meeting Law. These meetings deprive the public the opportunity for meaningful contribution to the decision making process.

These meetings may occur when Council Member A contacts Council Member B, B contacts C, C contacts D, and so on, until a quorum of the Council is involved and shares the comments of other Council Members in an attempt to reach consensus or determine the direction on an item that may appear before the Council. An elected official has the right to confer with another elected official about public business, but if and when a "collective concurrence as to action to be taken" is reached, there is an Open Meeting Law violation.

Council Members are encouraged to consider this possibility when discussing a matter that may lead to Council Action with another elected official. If the Council Member needs any clarification on a possible violation, they should contact the Town Attorney.

IX. CONFLICT OF INTEREST

Pursuant to A.R.S. §38-503 (A) and (B), a conflict of interest may occur when:

1. Any public officer or employee of a public agency who has, or whose relative has, a substantial interest in any contract, sale, purchase or service to such public agency shall make known that interest in the official records of such public agency and shall refrain from voting upon or otherwise participating in any manner as an officer or employee in such contract, sale or purchase.
2. Any public officer or employee who has, or whose relative has, a substantial interest in any decision of a public agency shall make known such interest in the official records of such public agency and shall refrain from participating in any manner as an officer or employee in such decision.

As defined by A.R.S. § 38-502(9), a "relative" includes:

1. The spouse, child, child's child, parent, grandparent, brother or sister of the whole or half blood and their spouses and the parent, brother, sister or child of a spouse.

Whenever reasonably possible, the Town Attorney must be contacted prior to any meeting where a potential conflict of interest may occur.

X. PUBLIC HEARINGS

A. Public Hearing Procedure

Matters noticed for Public Hearing will be held in the order as posted and will continue until the Council has made a decision. Members of the public have a right to speak on all matters where a Public Hearing is required by state or federal law. These include, but are not limited to, zoning and rezoning of real property, budget approval and annexation hearings. Public Hearing items are marked as such on all Council agendas. The Council procedure for the conduct of a Public Hearing is generally as follows:

1. Staff presents its report.
2. Council Members may ask questions of staff.
3. The Mayor opens the Public Hearing.
4. The applicant has the opportunity to present comments, testimony or arguments to the Council.
5. The Mayor asks for public comment. Anyone wishing to speak must complete and present to staff a Request to Speak card.
6. The applicant is given an opportunity for rebuttal or concluding comments.
7. The Public Hearing is closed. No other public comment may be taken.
8. The Council deliberates on the issue and takes action.
9. The Mayor announces the final decision of the Council.

B. Continuance of Public Hearings

Any hearing being held or noticed to be held at a Council meeting, may be continued to a subsequent meeting upon a motion made by a Council Member and approved by a majority of those present and eligible to vote, or by a notice of continuance.

C. Public Discussion at Public Hearings

When a matter for Public Hearing comes before the Council, the Mayor will open the Public Hearing. Before any motion is considered, the Mayor shall ask the public in attendance if there are any persons who wish to speak on the matter.

1. Any person desiring to speak shall make his/her presence known to the Mayor by completing a Request to Speak card. The Mayor will call each person to speak in the order that the requests were received. No person may speak without first being recognized by the Mayor. All comments must be relevant to the issue being considered.
2. To avoid repetitious remarks from a large group, a designation of a spokesperson is encouraged. Additional time may be permitted for the spokesperson to address the Council.

3. Council Members may ask questions of the speakers or of each other, but only after being recognized by the Mayor. Discussion or comments with the speaker shall be limited to a question or questions, rather than ongoing dialogue.

D. Written Materials for Public Record

All persons interested in a matter noticed for Public Hearing shall be entitled to submit written comments. The Town Clerk will include all written comments submitted to the Town in the record. Written comments or petitions will be noted, read aloud or summarized.

E. Final Action

At the discretion of the Mayor (or Chair), unless published as a public hearing, Members of the public may address the Council prior to the Council taking final action on an item. Such final action may include approval of an ordinance or resolution, or a motion made and seconded, and voted upon by the Council.

XI. DISCUSSION OR DIRECTION

Public comment generally will not be taken on items that are placed on the agenda solely for Council discussion or for the purpose of obtaining direction to the staff, and which are not scheduled for Final Action. These items will be so noted on the agenda. No decisions or actions can be taken on these items until such time as they are posted for Public Hearing and/or Final Action.

XII. PUBLIC COMMENT

A. Request to Speak on Agenda Items Which Allow Public Comment

Individuals or groups wishing to speak on an agenda item where public comment is not otherwise allowed should fill out a Request to Speak card and specify on the card the agenda item they wish to provide public comment on, and provide that card to the Town Clerk.

B. Request to Speak during Public Comment (on items not on the Agenda)

Pursuant to A.R.S. § 38-431.01(H), the Town Council may not discuss, deliberate or vote on any matter raised during the Public Comment. The Council may however, request that an item be put on a future agenda for discussion and consideration. A Town Council Member may respond to a remark of criticism directed to that Town Council Member.

1. Comments in writing are accepted and will be kept as part of the record. A copy of the written comment will be provided to each Council Member if received prior to the meeting.
2. To avoid repetitious remarks for a large group, a designation of a spokesperson is encouraged. Additional time may be permitted for the spokesperson to address the Town Council.

These rules are not exhaustive and do not limit the inherent power and legal authority of the Town Council, or its presiding officer to govern the Town Council meetings.

C. Other Requests to Speak

Individuals or groups wishing to speak on an agenda item where public comment is not otherwise allowed should fill out a Request to Speak card and to specify on the card the matter they wish to discuss. The Mayor may, in their sole discretion, ask the Council if it wishes to suspend the rules and allow the individual or group to speak. If a motion is made, seconded, and approved by a majority of the Council present at the meeting to suspend the rules, the speaker will be allowed to address the Council.

D. Addressing the Town Council

All remarks should be addressed to the Council as a whole. Questions should be directed to the presiding officer who will determine whether or in what manner an answer will be provided.

XIII. COUNCIL MEETING AGENDA

A. Order of Agenda

The business of the Town Council at its meetings will generally be conducted in the following order:

1. Call to Order
2. Roll Call
3. Pledge of Allegiance
4. Invocation/Moment of Silence
5. Ceremonial Matters
6. Committee Reports
7. Public Comments
8. Consent Agenda
9. Public Hearings Consent Agenda
10. Public Hearings
11. Items for Discussion
12. Final Action
13. Adjournment

B. Ceremonial Matters

Special Awards, introductions and presentations are given at this time by the Town Council. Citizens may also make formal ceremonial presentations to the Town Council at this time.

Proclamations for presentation will be limited to the first Council meeting of the month, except when the first meeting is cancelled. Proclamations must be submitted via the Town's website at least 30-days in advance of the target Council meeting.

C. Committee Reports

This is the time that a Council Member or Committee Chair will make reports on conferences, committee meetings, events or other items that the Town Council may submit.

D. Public Comment

Members of the public may address the Town Council on items not on the printed agenda during this time; however, these items must be within the Town Council's jurisdiction. There is a three-minute time limit. Additional provisions and guidelines for public comment are addressed in Section XII above.

E. Consent Agenda and Public Hearing Consent Agenda

Items on the Consent Agenda are considered routine and are enacted by one motion and one vote. If Town Council or staff removes an item from the Consent Agenda, discussion on that item will take place after the vote on the remaining items on the Consent Agenda.

A member of the public may ask that a Public Hearing item listed on the Public Hearing Consent Agenda be removed for comment. A motion and vote will be required on any item pulled from the Public Hearing Consent Agenda.

F. Items for Public Hearing, Final Action or Discussion

In accordance with the Arizona Open Meeting Law, the Town Council may not discuss or take action on any item not posted on the agenda twenty-four (24) hours prior to the meeting.

G. Adjournment

After all items on the agenda are discussed and acted upon, the Mayor, or Chair, if the Mayor is absent, will adjourn the meeting.

XIV. AGENDA SETTING PROCESS

1. When the Council wishes to request specific items/issues be placed on the agenda for discussion/action, the Council may do so upon a request sent to the Town Manager by the Mayor or at least two Council Members.
2. Items may be placed on the agenda for discussion or deliberation, or for final action.

3. On the Tuesday one week prior to the week of the Town Council meeting, an agenda setting meeting is held for the purpose of placing items on the agenda. The Town Manager, Department Heads and Town Clerk attend this meeting. The Mayor may participate via the telephone or in person. The Town Attorney attends this meeting and reviews the agenda prior to the printing.

XV. COMMITTEES

A. Formation

Town Committees are formed on an as-needed basis and shall have a clearly defined purpose. The Town Council may appoint up to two Council Members to serve as non-voting liaison members. A Chair and Vice Chair shall be selected from the voting members on the committee. The selection of Chair and Vice Chair shall be ratified by the Town Council.

B. Powers, Duties, and Responsibilities

Town committees shall have the following powers, duties, and responsibilities:

1. At the start of each new fiscal year, every Town committee shall receive annual approval of its 12-month work program by the Town Council. A copy of the 5-year capital improvement plan (CIP) budget associated with items in the work plan shall be attached to the work program.
2. Committees, boards and commissions involved with any capital project, shall receive direction concerning developing scopes of work for projects from the Council prior to engaging in any planning, prioritization and/or community outreach efforts.
3. Committees shall keep and submit meeting summaries or minutes to the Town Council for information following an official committee meeting. Meeting summaries must be Included in the weekly packet.
4. Advise the Town Council on matters pertaining to the designated committee and work program approved by the Town Council.
5. Advise the Town Council on the status of its annual work program and achievement of various initiatives set forth by the Town Council for implementation.
6. Advise the Town Council on matters of public policy affecting the community at-large as it relates to the function and mission of the designated committee and its work program.
7. Advise the Town Manager on issues pertaining to operations and administration of the Town organization.
8. Committee members may only serve as a voting member on committee at a time, regardless of whether the committee is an internal or external committee. For example, a citizen may not serve as a Town Council- appointed member of a Town-created

internal committee and a Town Council-appointed member/representative on a non-Town-created external committee at the same time.

9. The Town Council may, from time to time, appoint members of internal or external committees to serve on a task force based on their knowledge of the task force's specific objective. Serving on a task force does not preclude an individual from serving as a voting member of an internal or external committee.
10. When speaking or writing regarding a matter within the jurisdiction of a committee, members of the committee shall represent the official policies or positions of the board, commission or committee on which they serve to the best of their ability. When presenting their individual opinions and positions, committee members shall explicitly state that the opinions they are expressing are their own, do not represent the views or opinions of the Town of Queen Creek or a committee, board or commission of the Town, and shall not suggest that the opinion they are expressing is the opinion of the Town.

C. Council Member Appointments and Assignments

The Mayor appoints and the Town Council confirms Council Member assignments to outside agencies, committees, task forces and liaison roles.

D. Council Member Participation in Community Activities

From time to time, Council Members may choose to participate in community activities, committees, events and task forces. When a Council Member participates in these types of activities, the Council Member is acting as an interested party rather than acting on behalf of the Town Council. Acting or participating on behalf of the Town Council is limited to those instances when the Town Council has formally designated that Council Member as its representative for the matter.

XVI. ADMINISTRATIVE SUPPORT FOR COUNCIL

A. Mail

All mail addressed to Council Members, whether business related or personal, is delivered to the Management Specialist in the Town Manager's Office and distributed to their mailbox.

All mail should be addressed to:

Honorable Mayor and/or Council Member(s)
c/o Town of Queen Creek
22358 S Ellsworth Road
Queen Creek, AZ 85142

B. Mail Addressed to the Mayor

All mail addressed to the Mayor, whether business related or personal, is delivered to the Management Specialist in the Town Manager's Office. All mail addressed to the Mayor will be distributed to the Mayor's mailbox.

C. Council Correspondence

All correspondence to other government agencies or political subdivisions from Council Members written with Town resources (letterhead, staff support, postage, etc.) should reflect the position of the majority of the Town Council and not the individual Council Member's position. All correspondence using Town resources shall be copied to the full Town Council and the Town Clerk for public records purposes. Personal recommendations or thank you notes do not need to be copied.

D. Clerical Support

The Town Manager's Office will coordinate any support requested by a Council Member, including typing of correspondence or mailings. All correspondence prepared on behalf of Council Members will be on Town letterhead and shall reflect the majority opinion and/or position of the Town Council, and shall be copied to the full Town Council.

E. Personal Correspondence

Correspondence reflecting personal positions shall be prepared on personal stationary and sent at the Council Member's personal expense. When signing external correspondence, it is the personal responsibility of Council Members to ensure there is not a violation of Open Meeting Law with the signature of a majority of the Town Council.

F. Council Notification of Significant Incidents

The Town Manager will coordinate the notification to the Town Council of major crime, fire, or other incidents in the Town. This may be accomplished by telephone, pager, fax or any other electronic means.

XVII. COUNCIL/STAFF RELATIONS

A. General

1. There shall be mutual respect from both staff and Council Members of their respective roles and responsibilities.
2. The Town Council acknowledges and supports the Town Council/Manager form of government. Town staff shall acknowledge the Town Council's role as policy makers and the Town Council shall acknowledge the Town Manager's role of administering the Town Council's policies.
3. If a Council Member requests staff research on any issue requiring over eight hours of staff work, without first seeking approval of the entire Town Council at a public meeting,

then the Town Council Member shall be notified of the need for more than eight hours of staff work by the Town Manager.

4. No Council Member shall request a written legal opinion from the Town Attorney without first seeking direction from the Town Council at a public meeting, which may include an executive session, except that requests for legal opinions regarding potential or actual conflicts of interest may be sent to the Town Manager, who will then send such requests to the Town Attorney without prior direction from the Town Council.
5. Information requested by a Council Member will be shared with the entire Town Council.

B. Litigation

When a claim is made or a lawsuit is filed against the Town and/or a Town officer, official or employee, it is critically important that communications are conducted in a manner that protects the Town's interests and privileges and guards against inadvertent violations of applicable conflict of interest and/or open meeting law.

To that end, when a claim is made or a lawsuit is filed against the Town, individual Council Members shall not communicate directly with any Town staff member regarding the litigation.

1. A Council Member who wishes to obtain information concerning the status of the litigation is authorized to discuss the inquiry with the Town Attorney. The Town Attorney may request that the question or concern be submitted in writing. In regard to case status, the Town Attorney will obtain current information, either from defense counsel or from Town records and/or staff. The information will be provided, to all Council Members.
2. A Council Member who has questions about the handling of a claim or lawsuit, or the involvement of one or more staff members in the litigation, is similarly authorized to discuss the inquiry with the Town Attorney, who may request that the question or concern be submitted in writing. The Town Attorney will review the question or concern, and will recommend one of the following options to the Town Council:
 - a) That the Town Attorney undertakes an investigation of the matter. Such investigation may include, but shall not be limited to:
 - (1) Review of documents relating to the matter;
 - (2) Conference(s) with the attorney(s) representing the Town in the matter;
 - (3) Interview(s) of employees who were involved in the matter that gave rise to the lawsuit, or who may be called upon to participate in the lawsuit, whether by deposition, direct testimony, or otherwise; and

- (4) Such other steps as the Town Attorney deems reasonably necessary to carry out the investigation.
 - b) That the Town Attorney refer the matter to an independent third party for investigation; or
 - c) The Town Attorney may respond directly to the inquiry.
1. After determining which option is most appropriate under the specific circumstances, the Town Attorney will recommend that option to the Town Council in writing. Upon receiving direction from the Town Council, the Town Attorney will take the steps necessary to investigate or otherwise respond to the matter, and provide the Town Council with an approximate date by which the Town Council will be informed of the outcome of the investigation, if any.
 2. If any Council Member is not satisfied with the action taken by the Town Attorney, the Council Member may request that the Mayor schedule the matter for discussion by the Town Council. This discussion may occur in executive session, if necessary and appropriate.
 3. When the investigation, if any, has been concluded, a summary will be provided to the Town Council.

C. Personnel Investigations by the Town Attorney

From time to time, questions may arise concerning whether certain procedural matters have been handled appropriately by Town staff. Because of the potential seriousness of such questions, the following process shall be followed when such questions or concerns arise:

1. In the event of a concern (or suspicion) that a Town employee has committed an act of misfeasance, malfeasance or nonfeasance (as further defined in this policy), or committed an illegal act, the concern or suspicion should be reported to the Town Attorney, who may request that the report be made in writing. All other personnel matters are subject to investigation and disciplinary action, where warranted, as provided in the Town's Employee Handbook.
2. After reviewing the allegation, suspicion or concern, the Town Attorney will recommend one of the following options to the Town Council:
 - a) That the Town Attorney undertake an investigation of the allegation, suspicion or concern. Such an investigation might include, but not be limited to:
 - (1) Interview(s) of the staff member suspected of mishandling a matter, as well as other staff members who are aware of the matter;
 - (2) Review of any documents relating to the allegation; and

- (3) Such other steps as the Town Attorney deems reasonably necessary to carry out such an investigation.
- b) That the matter be referred to the Town Manager's Office for investigation by that office (for example, when the allegation concerns a non-managerial employee, it may be appropriate for the employee's director to undertake the investigation, at least in the first instance);
 - c) That the matter be referred to an independent third party for investigation; or
 - d) That the Town Attorney responds directly to the allegation (where investigation is required).
1. After determining which option is most appropriate under the specific circumstances, the Town Attorney will recommend that option to the Town Council in writing. Upon receiving direction from the Town Council, the Town Attorney will take the steps necessary to investigate or otherwise respond to the matter, and provide Town Council with an approximate date by which the Town Council will be informed of the outcome of the investigation, if any.
 2. If any Council Member is not satisfied with the action taken by the Town Attorney, the Council Member may request that the Mayor schedule the matter for discussion by the Town Council. This discussion may occur in executive session, if necessary and appropriate.
 3. When the investigation, if any, concludes, a summary will be provided to the Town Council.

As used in this policy:

"Malfeasance" means wrongful conduct that the person has no legal right to do, and which affects, interrupts or interferes with performance of official duty.

"Misfeasance" means the improper performance of some act which the person may do, or obligated to do, lawfully.

"Nonfeasance" means the knowing failure to perform an act which ought to be performed, omission to perform a required duty at all, or total neglect of duty which is required by law.

XVIII. COUNCIL RELATIONS WITH OTHER GOVERNMENTS, COMMITTEES, AND GROUPS

1. Individual Council Members shall have the right to attend commission or board meetings but shall not speak or become involved in the meeting discussion unless the Council Member is the appointed liaison to that commission or board (meaning the Council Member may not participate in the ongoing dialogue of the commission or board). Council Members are allowed to address the commission or board as a citizen during public comment. If a Council Member appears before a commission or board as a citizen, comments must be relative to the issue being discussed and may not refer to their position as a Council Member in making comments.
2. If a Council Member appears before another government agency or organization to give a statement on an issue affecting the Town, and the Town Council has taken formal action related to an issue, the Council Member must first provide the majority position and opinion of the Town Council. Personal opinions and comments may be expressed only if the Council Member clarifies that the statements do not represent the position of the Town Council. and, where applicable, if there is a disclosure that the Town Council has not taken formal action on the matter. More specifically:
 - a) If a Council Member desiring to provide a personal statement or opinion on a matter, whether or not the statement is made to an organization in Arizona or at the Federal level, then the Council Member shall identify that the statement is their personal opinion. The Council Member can use their title as “Council Member” in this communication. The statement shall be provided on personal stationary only, not Town-issued letterhead.
 - b) A Council Member may provide a statement that represents the position of the Council as a whole, if that statement has been acted upon in a public meeting. Providing this communication can be done on Town letterhead, with the Council Member’s title, and with the assistance of Town staff.
 - c) A Council Member may provide their name and title on a petition or statement of support or opposition that is provided to a Council Member which is unrelated to Town business or matters which may come before the Town Council or other Town Committees.
 - d) Council Members must also avoid having a majority of Council Members sign or have their names on any petitions or statements in support or opposition.
3. Nothing in this subsection shall be construed as limiting the Mayor’s ability to act as the Town spokesperson in such situations where the Mayor serves as the official representative of the Town for regional issues, or for statewide issues as

approved by the Town Council with passage of the Legislative Guiding Principles and/or the Corporate Strategic Plan.

XIX. COUNCIL NORMAS AND PROTOCOLS

A. Norms and Protocols

In order to guide current and future elected officials in interaction with each other, staff and the general public, the Council has adopted the Queen Creek Town Council Norms and Protocols attached as Exhibit A and incorporated herein.

B. Separate Amendment

The Queen Creek Town Council Norms and Protocols are meant to be a freestanding dynamic document that may be considered and amended by the Council separately from these Council Policies and Procedures.

Revision History

| | | |
|--------------------|------------|---|
| Resolution 270-02 | 01/16/2002 | Adoption |
| Resolution 734-08 | 05/07/2008 | Public Comment, Committee Appointments |
| Resolution 816-09 | 12/16/2009 | Various Amendments |
| Resolution 860-10 | 11/03/2010 | Tie Votes |
| Resolution 938-13 | 04/17/2013 | Committee Appointments |
| Resolution 971-13 | 12/04/2013 | Committee Appointments |
| Resolution 1052-15 | 05/20/2015 | Meeting Start Time Agenda Format |
| Resolution 1067-15 | 08/05/2015 | Litigation |
| Resolution 1066-15 | 09/02/2015 | Personnel Investigations |
| Resolution 1233-18 | 10/17/2018 | Committees |
| Resolution 1441-22 | 02/02/2022 | Various Amendments |
| Resolution 1467-22 | 06/01/2022 | Various Amendments |
| Resolution 1514-22 | 12/21/2022 | Council Meetings – Dates, Times, Locations and Attendance by the Public, Council Normas and Protocols |

Exhibit A to the Town Council Policies & Procedures

Queen Creek Town Council Norms and Protocols

The Queen Creek Town Council has adopted these norms and protocols to guide current and future elected officials. These norms and protocols are intended to be a guide in our interactions with each other, staff and the general public. The intent is to ensure the Town's traditions of civility in public discourse and decision-making is transferred from Council to Council for future generations. The Council desires to leave a lasting positive legacy and acknowledges that these norms and protocols may be amended from time to time in an effort to adjust to changes and needs of the group and community as a whole.

Communication – Communication with fellow Councilmembers, consistent with the Arizona Open Meetings Law, is an important part of the role of a member. Communication with Town Manager and Department Heads is encouraged. The Town's Executive Team recognizes that 'good, timely, open, and constant' communication regarding community issues is extremely important. It is recognized that we can agree to respectfully disagree; that the work of the professional staff's expertise is valued. Additional guidelines are noted below.

- Agree to respectfully disagree
- Civility in our communication with all; how you do it is just as important as what you do
- Avoid personal attacks; practice public praise, private criticism
- Except as noted in Town Council Policies and Procedures (as amended), Section XVI. Administrative Support, paragraph C. Council Correspondence or E. Personal Correspondence, the Mayor serves as the primary point for communication for issues affecting the Town as a whole involving the region, state or federal.

Meeting Protocol – Behaviors at all Council meetings are important. We desire to have a legacy of a well-functioning, effective legislative body. We agree to avoid words and actions that create negative impression on an individual, the Council or the Town. We will be open minded and willing to 'listen for understanding' to various presenters/speakers. We agree to disagree with courtesy and respect for all viewpoints. The following additional guidelines are also highlighted.

- Respect for each other and presenters at all meetings, including their opinions on issues
- Let all members voice opinions without the need to get the last word
- Be prepared for meetings, this includes sending questions to the Town Manager as needed in advance of the meeting
- All members of the Town Council are responsible for our success
- Listen first, to ensure the best understanding (and open minded-ness), and let people know if you change your position on issues; state the reason for the position change to prevent inaccurate, premature or inappropriate assumptions
- Be flexible and willing to compromise
- Address the issue, not the person
- Remember that individually, we are just 1/7 of the group
- Be mindful of how many different audiences are observing our meetings; having an awareness about how we communicate non-verbally as this can send inaccurate messages to fellow Councilmembers and the public

Practice Efficient Decision-Making - The Council will strive to run meetings where decision-making, action, and votes are informed, effective and efficient. If a Councilmember believes she/he doesn't have enough information or has questions, further discussion/dialogue should occur with the Town Manager before the meeting occurs. Review Council meeting packets and make every effort to use internal communication with the Town Manager or applicable staff for meeting preparation.

Council Acts as a Body - Individual Councilmembers do not have authority to adopt policy or enact ordinances. Only the Council as a whole has this authority. We agree that an individual board member will not take unilateral action. Where applicable the Mayor will communicate the position(s) of the board on controversial issues.

Chain of Command – We support resolving issues at the lowest level possible in the organization and as such, the Town Council is generally the last stop for resolution of issues in our purview, not the first stop. We agree to follow the chain of command and insist that others do so. While the Council is eager to listen to its constituents, Councilmembers will redirect to the Town Manager for possible resolution of the issue first. Under the adopted Council Manager form of government, with the exception of Town Code positions that report to the Council (i.e., Town Manager, Town Attorney, Town Clerk and Town Magistrate), all personnel complaints and criticisms received by a Councilmember will be directed to the Town Manager or other Town Code officer as applicable.

RESOLUTION NO. 1563-24

A RESOLUTION OF THE COMMON COUNCIL OF THE TOWN OF QUEEN CREEK, ARIZONA, ADOPTING REVISIONS TO THE TOWN COUNCIL POLICIES AND PROCEDURES REGARDING THE COUNCIL MEETING AGENDA PROCESS.

WHEREAS, a Town Council Policies and Procedures were first adopted in 2002, and is intended to provide guidance to the Town Council and staff; and

WHEREAS, the Town Council Policies and Procedures were last amended in December 2022, and further revisions are necessary to provide clarification and reflect current Council policies; and

WHEREAS, the revisions to the Town Council Policies and Procedures amend Section XIV Agenda Setting Process.

NOW, THEREFORE, BE IT RESOLVED by the Common Council of the Town of Queen Creek, Arizona, as follows:

Section 1: That the revisions to the “Town Council Policies and Procedures” as set forth below are hereby adopted by the Town of Queen Creek (deletions shown as ~~striketroughs~~ and additions shown in UNDERLINED UPPERCASE LETTERS):

XIV. AGENDA SETTING PROCESS

1. When the Council wishes to request specific items/issues be placed on the agenda for discussion/action, the Council may do so upon a request sent to the Town Manager by the Mayor or at least two Council Members.
2. Items may be placed on the agenda for discussion or deliberation, or for final action.
3. AGENDA ITEMS THAT WOULD CHANGE THE TOWN CODE OR REGULATIONS WILL BE AGENDIZED AS AN ITEM FOR DISCUSSION AT LEAST ONE MEETING PRIOR TO BEING AGENDIZED AS AN ITEM FOR FINAL ACTION.
4. On the THURSDAY TWO ~~Tuesday one~~ week S prior to the week of the Town Council meeting, OR ON ANOTHER DAY AS DETERMINED BY THE TOWN MANAGER, an agenda setting meeting WILL BE ~~is~~ held for the purpose of placing items on the agenda. The Town Manager, Department Heads and Town Clerk attend this meeting. The Mayor may participate via the telephone or in person. The Town Attorney attends this meeting and reviews the agenda prior to the printing.

5. THE AGENDA WILL BE PUBLISHED ON THE MONDAY OR THE NEXT TOWN BUSINESS DAY ONE WEEK PRIOR TO THE WEEK OF THE TOWN COUNCIL MEETING.
6. WHEN A REQUEST FOR AN ITEM TO BE PLACED ON THE AGENDA BY THE MAYOR OR AT LEAST TWO COUNCIL MEMBERS IS RECEIVED BY THE TOWN MANAGER AFTER THE AGENDA HAS BEEN PUBLISHED, THAT ITEM WILL BE PLACED ON THE NEXT FOLLOWING OR LATER AGENDA, UNLESS THE ITEM REQUIRES DISCUSSION AND/OR ACTION AT THE CURRENTLY AGENDIZED MEETING (AN “EMERGENCY ITEM”).
7. NOTICE OF AN EMERGENCY ITEM WILL BE GIVEN BY THE TOWN MANAGER OR THEIR DESIGNEE TO THE MAYOR AND COUNCIL MEMBERS AS SOON AS REASONABLY POSSIBLE.

Section 2: That the Town Council Policies and Procedures, as revised, are hereby adopted and reaffirmed by the Town of Queen Creek.

PASSED AND ADOPTED by the Common Council of the Town of Queen Creek, Arizona, this 20th day of March, 2024.

FOR THE TOWN OF QUEEN CREEK:

ATTESTED TO:

Julia Wheatley, Mayor

Maria Gonzalez, Town Clerk

REVIEWED BY:

APPROVED AS TO FORM:

Bruce Gardner, Town Manager

Dickinson Wright, PLLC
Town Attorneys



TOWN OF
QUEEN CREEK
ARIZONA

10.A

TO: HONORABLE MAYOR AND TOWN COUNCIL
THROUGH: BRUCE GARDNER, TOWN MANAGER
FROM: MARIA GONZALEZ MMC, TOWN CLERK
RE: CONSIDERATION AND POSSIBLE RECOMMENDATION OF APPROVAL ON A SERIES 012 RESTAURANT LIQUOR LICENSE APPLICATION SUBMITTED BY JEFFREY CRAIG MILLER ON BEHALF OF OVER EASY LOCATED AT 37584 N GANTZEL ROAD, QUEEN CREEK.
DATE: March 20, 2024

Suggested Action:

To forward a recommendation of approval to the Arizona Department of Liquor Licenses and Control on a Series 012 Restaurant Liquor License application submitted by Jeffrey Craig Miller on behalf of Over Easy located at 37584 N Gantzel Road, Queen Creek.

Discussion:

The Town Clerk's Office received a liquor license application for a Series 012 Restaurant Liquor License application submitted by Jeffrey Craig Miller on behalf of Over Easy located at 37584 N Gantzel Road, Queen Creek.

This non-transferable, on-sale retail privileges liquor license allows the holder of a restaurant license to sell and serve all types of spirituous liquor solely for consumption on the premises of an establishment which derives at least forty percent (40%) of its gross revenue from the sale of food. Failure to meet the 40% food requirement may result in revocation of the license.

Public notice was posted for the required 20-day period (February 21- March 12, 2024) in accordance with the Arizona Department of Liquor License and Control posting requirement. No comments or protests from the public were received thus far. The Queen Creek Police Department was provided with a copy of the application for interview / investigation and there is no information which would prevent or disqualify this application from moving forward with licensing.

Fiscal Impact:

Businesses that hold a state issued liquor license and are located within the Town boundaries are required to obtain a Supplemental Liquor License from the Town. The annual fee for a Supplemental Liquor License is \$200, and is prorated on a monthly basis for the first year per [Section 8-1-10](#) of the Town Code.

Alternatives:

Council's recommendation will be forwarded to the Arizona Department of Liquor License & Control. If Council recommends denial of an application, the minutes must reflect specific reasons, testimony, and other evidence that supports the motion to deny the license applications as required by [A.R.S. § 4-201\(E\)](#) further defined by Rule R19-1-702 (attached).

Attachment(s):

1. Rule R19-1-702
2. LGB Report
3. QCPD Report



R19-1-702

R19-1-702. Determining Whether to Grant a License for a Certain Location

- A. To determine whether public convenience requires and the best interest of the community will be substantially served by issuing or transferring a license at a particular unlicensed location, local governing authorities and the Board may consider the following criteria:
1. Petitions and testimony from individuals who favor or oppose issuance of a license and who reside in, own, or lease property within one mile of the proposed premises;
 2. Number and types of licenses within one mile of the proposed premises;
 3. Evidence that all necessary licenses and permits for which the applicant is eligible at the time of application have been obtained from the state and all other governing bodies;
 4. Residential and commercial population of the community and its likelihood of increasing, decreasing, or remaining static;
 5. Residential and commercial population density within one mile of the proposed premises;
 6. Evidence concerning the nature of the proposed business, its potential market, and its likely customers;
 7. Effect on vehicular traffic within one mile of the proposed premises;
 8. Compatibility of the proposed business with other activity within one mile of the proposed premises;
 9. Effect or impact on the activities of businesses or the residential neighborhood that might be affected by granting a license at the proposed premises;
 10. History for the past five years of liquor violations and reported criminal activity at the proposed premises provided that the applicant received a detailed report of the violations and criminal activity at least 20 days before the hearing by the Board;
 11. Comparison of the hours of operation at the proposed premises to the hours of operation of existing businesses within one mile of the proposed premises; and
 12. Proximity of the proposed premises to licensed childcare facilities as defined by A.R.S. § 36-881.
- B. This Section is authorized by A.R.S. § 4-201(I).

State of Arizona
Department of Liquor Licenses and Control

Created 02/14/2024 @ 02:08:15 PM
Local Governing Body Report

LICENSE

Number: Type: 012 RESTAURANT
Name: OVER EASY
State: Pending
Issue Date: Expiration Date:
Original Issue Date:
Location: 37584 N GANTZEL ROAD
#108
QUEEN CREEK, AZ 85140
USA
Mailing Address: PO BOX 2502
CHANDLER, AZ 85244
USA
Phone: (000)000-0000
Alt. Phone: (480)730-2675
Email: LIQUORLICENSE@AZLIC.COM

AGENT

Name: JEFFREY CRAIG MILLER
Gender: Male
Correspondence Address: PO BOX 2502
CHANDLER, AZ 85244
USA
Phone: (480)730-2675
Alt. Phone:
Email: LIQUORLICENSE@AZLIC.COM

OWNER

Name: COMBS CAFE LLC
Contact Name: JEFFREY MILLER
Type: LIMITED LIABILITY COMPANY
AZ CC File Number: 23560926 State of Incorporation: AZ
Incorporation Date: 07/27/2023
Correspondence Address: PO BOX 2502
CHANDLER, AZ 85244
USA
Phone: (480)730-2675
Alt. Phone:
Email: LIQUORLICENSE@AZLIC.COM

Name:
OVER EASY AZ HOLDINGS LLC

Title:
: Member

% Interest:
100.00

COMBS CAFE LLC - Member

Name: OVER EASY AZ HOLDINGS LLC
Contact Name: JEFFREY CRAIG MILLER
Type: LIMITED LIABILITY COMPANY
AZ CC File Number: State of Incorporation:
Incorporation Date:
Correspondence Address: PO BOX 2502
CHANDLER, AZ 85244
USA
Phone: (480)730-2675
Alt. Phone:
Email: LIQUORLICENSE@AZLIC.COM

EASY OVER AZ LLC - Member

Name: TIMOTHY SCOTT PACATTE
Gender: Male
Correspondence Address: PO BOX 2502
CHANDLER, AZ 85244
USA
Phone: (928)853-4810
Alt. Phone:
Email: TIM@PLATEDPROJECTS.COM

EASY BRANDS LLC - Member

Name: TRACE RICHARDS TRUST
Contact Name: JEFFREY MILLER
Type: TRUST
AZ CC File Number: State of Incorporation:
Incorporation Date:
Correspondence Address: PO BOX 2502
CHANDLER, AZ 85244
USA
Phone: (480)730-2675
Alt. Phone:
Email: LIQUORLICENSE@AZLIC.COM

TRIPLE EATS LLC - Member, Stockholder

Name: JACOB CLAY WHITE
Gender: Male
Correspondence Address: PO BOX 2502
CHANDLER, AZ 85244
USA
Phone: (602)363-7993
Alt. Phone:
Email: JAKECWHITE@GMAIL.COM

EASY BRANDS LLC - Member

Name: RICHARDS FAMILY LIVING TRUST
Contact Name: JEFFREY MILLER
Type: TRUST
AZ CC File Number: State of Incorporation:
Incorporation Date:
Correspondence Address: PO BOX 2502
CHANDLER, AZ 85244
USA
Phone: (480)730-2675
Alt. Phone:
Email: LIQUORLICENSE@AZLIC.COM

EASY OVER AZ LLC - Member

Name: JARED ANDREW FIELD
Gender: Male
Correspondence Address: PO BOX 2502
CHANDLER, AZ 85244
USA
Phone: (480)467-8526
Alt. Phone:
Email: JARED@PLATEDPROJECTS.COM

EASY OVER AZ LLC - Member

Name: TRIPLE EATS LLC
Contact Name: JEFFREY MILLER
Type: LIMITED LIABILITY COMPANY
AZ CC File Number: L21148000 State of Incorporation: AZ
Incorporation Date: 08/17/2016
Correspondence Address: PO BOX 2502
CHANDLER, AZ 85244
USA
Phone: (480)730-2675
Alt. Phone:
Email: LIQUORLICENSE@AZLIC.COM

OVER EASY AZ HOLDINGS LLC - Member

Name: EASY BRANDS LLC
Contact Name: JEFFREY MILLER
Type: LIMITED LIABILITY COMPANY
AZ CC File Number: State of Incorporation:
Incorporation Date:
Correspondence Address: PO BOX 2502
CHANDLER, AZ 85244
USA
Phone: (480)730-2675
Alt. Phone:
Email: LIQUORLICENSE@AZLIC.COM

OVER EASY AZ HOLDINGS LLC - Member

Name: EASY OVER AZ LLC
Contact Name: JEFFREY MILLER
Type: LIMITED LIABILITY COMPANY
AZ CC File Number: State of Incorporation:
Incorporation Date:
Correspondence Address: PO BOX 2502
CHANDLER, AZ 85244
USA
Phone: (480)730-2675
Alt. Phone:
Email: LIQUORLICENSE@AZLIC.COM

EASY OVER AZ LLC - Member

Name: RYAN MICHAEL FIELD
Gender: Male
Correspondence Address: PO BOX 2502
CHANDLER, AZ 85244
USA
Phone: (480)467-8526
Alt. Phone:
Email: RYAN@PLATEDPROJECTS.COM

EASY OVER AZ LLC - Member

Name: ERIC MATTHEW HUTCHENS
Gender: Male
Correspondence Address: PO BOX 2502
CHANDLER, AZ 85244
USA
Phone: (520)490-2491
Alt. Phone:
Email: EHUTCHENS@HUTCHCOMPANIES.COM

MANAGERS

Name: CHRIS JON TERPAY
Gender: Male
Correspondence Address: 736 S LONGMORE STREET
CHANDLER, AZ 85224
USA
Phone: (480)560-8882
Alt. Phone:
Email: CTERPAY@PLATEDPROJECTS.COM

APPLICATION INFORMATION

Application Number: 277578
Application Type: New Application
Created Date: 01/09/2024

QUESTIONS & ANSWERS

012 Restaurant

- 1) Are you applying for an Interim Permit (INP)?
No
- 2) Are you one of the following? Please indicate below.
Property Tenant
Subtenant
Property Owner
Property Purchaser
Property Management Company
Property Tenant
- 3) Is there a penalty if lease is not fulfilled?
Yes
What is the penalty?
owe term
- 4) Is the Business located within the incorporated limits of the city or town of which it is located?
Yes
- 5) What is the total money borrowed for the business not including the lease?
Please list each amount owed to lenders/individuals.
600,000
MidFirst Bank
3030 E Camelback Rd Phoenix AZ 85018
- 6) Are there walk-up or drive-through windows on the premises?
No
- 7) Does the establishment have a patio?
Yes
Is the patio contiguous or non-contiguous (within 30 feet)?
contiguous
- 8) Is your licensed premises now closed due to construction, renovation or redesign or rebuild?
Yes
If yes, what is your estimated completion date?
4/2024
- 9) What type of business will this license be used for?
restaurant

DOCUMENTS

| DOCUMENT TYPE | FILE NAME | UPLOADED DATE |
|----------------------------|-----------------------------------|---------------|
| ORGANIZATIONAL DOCUMENTS | oe combs org chart.pdf | 01/09/2024 |
| DIAGRAM/FLOOR PLAN | oe queen creek diagram.pdf | 01/09/2024 |
| MENU | oe menu.pdf | 01/09/2024 |
| RESTAURANT OPERATION PLAN | oe queen creek rest op.pdf | 01/09/2024 |
| QUESTIONNAIRE | oe queen creek questionnaires.pdf | 01/09/2024 |
| RECORDS REQUIRED FOR AUDIT | oe happy valley audit.pdf | 01/09/2024 |
| MISCELLANEOUS | craig signed statement.pdf | 01/09/2024 |
| | OvereasyQueenCreek.pdf | 01/29/2024 |



**QUEEN CREEK POLICE DEPARTMENT
BACKGROUND INVESTIGATION REPORT
LIQUOR LICENSING/NEW APPLICANT**

APPLICANT: Over Easy
APPLICATION #: 277578
INVESTIGATOR: Lt. Daniel Ruth #1166

February 15, 2024

PARTIES/ENTITIES INVOLVED

Timothy Pacatte, Member
Jacob White, Member
Jared Field, Member
Ryan Field, Member
Eric Hutchens, Member
Chris J Terpay, General Manager
Easy Over AZ LLC
Over Easy AZ Holdings LLC
Easy Brands LLC
Triple Eats LLC

INVESTIGATION

A completed Arizona Department of Liquor Licenses and Control Questionnaire packet was received for Over Easy. The planned location is 37584 N. Gantzel Road #108., Queen Creek AZ 85140. The agent for the application is Jeffrey Miller. This premises is new construction and is currently being built.

A review of the application materials was conducted in addition to history of controlling parties and entities named in the application. In the application it was disclosed that Ryan Field, Timothy Pacatte, Jacob White, Eric Hutchens, Chris Terpay, and Jared Field serve as controlling members of Over Easy LLC and provided a signed statement listing a five-year history of liquor violations as required in the application. In the statement there are no liquor violations. It should also be noted that Over Easy has four other locations in Arizona.

There is no negative history or data associated with the entities and parties of Over Easy. All associated parties are in good standing with the Corporation Commission. A review of the Arizona Department of Liquor website showed all Over Easy liquor licenses are currently active and there are no open liquor violations.

Due to the establishment being under construction, a site visit was not conducted. The site plan was included with a schematic of where on the premise liquor would be stored. No concerns were noted for the layout and site plan. The establishment includes traditional tables and booth/chair seating. There is a small bar that has seating for less than ten patrons. The establishment will have an outdoor patio that is gated with permanent fencing.

CONCLUSION

The background investigation did not reveal any derogatory information on the entities and parties involved. The information in the signed statements is not a sufficient reason to prevent or disqualify Over Easy from approval to move forward with licensing.

Daniel Ruth
Lieutenant
Special Operations