

# Best Practices for protecting your job site from the rain:

## STABILIZED CONSTRUCTION ENTRANCE/EXIT



✓ Good

## PERIMETER PROTECTION

(Silt Fencing, Straw Wattles, Filter Socks, etc.)



✓ Good



✗ Bad

## DRYWELL PROTECTION



✓ Good



✗ Bad




✗ Bad

## STORM DRAIN PROTECTION



✓ Good



✗ Bad

## DESIGNATED CONCRETE WASH-OUT STATION



✓ Good



✗ Bad



It is our sincere intent to protect the health, safety and welfare of our community, by ensuring that our streets, alleys, storm drainage system and other rights-of-way remain clean and safe. For more information on stormwater and stormwater resources visit:

[www.azstorm.org/about-us/members](http://www.azstorm.org/about-us/members)

**STORM**  
Only rain in the stormdrain

# CONSTRUCTION ACTIVITIES

## STORMWATER POLLUTION PREVENTION

**STORM**  
Only rain in the stormdrain

## WHEN is my construction site required to obtain coverage under the Arizona Pollutant Discharge Elimination System (AZPDES) Construction General Permit (CGP)?

Sites that will disturb one or more acres, or less than an acre but are part of a larger common plan of development. For more info, go to [azdeq.gov](http://azdeq.gov) and search "CGP".

## WHY is coverage under the AZPDES CGP necessary? Stormwater runoff associated with construction activities can be a major contributor of pollutants to the city storm drain system.

Pollutants like dirt, fuels, oils, trash, concrete washout, lime, joint compound, paint, etc. could end up in retention basins, parks and community lakes.

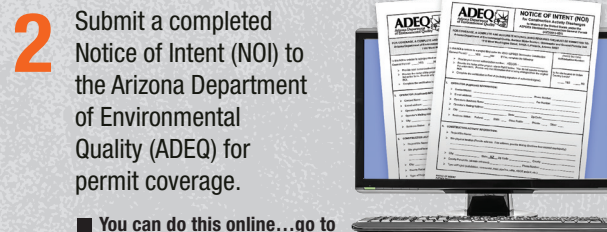


## Be the Solution to Stormwater Pollution. Follow these tips to prevent the discharge of pollutants into our storm drains:



**1** Prepare a Stormwater Pollution Prevention Plan (SWPPP) prior to construction activities. A SWPPP is a site-specific plan that describes how to manage stormwater and how to reduce or eliminate the discharge of pollutants.

■ What goes in a SWPPP? Search [azdeq.gov](http://azdeq.gov) 'SWPPP Checklist' for help.



**2** Submit a completed Notice of Intent (NOI) to the Arizona Department of Environmental Quality (ADEQ) for permit coverage.

■ You can do this online...go to [azdeq.gov](http://azdeq.gov) and search "NOI"

**3** Once your application is approved by ADEQ, you will receive an authorization number (or AZCON number) - Post the AZCON # or a copy of the approved authorization form near the site's main entrance.



**4** Implement and maintain a combination of Best Management Practices (BMPs), or control measures, at your site, including erosion and sediment controls, perimeter controls, track-out control devices, storm drain and drywell protection, stabilization of disturbed areas, spill prevention and containment, concrete washout containment, and chemical storage.

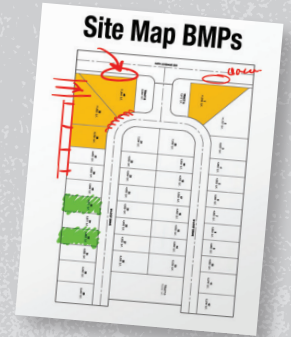
**5** Conduct routine site inspections per the frequency detailed in the CGP. Complete written inspection reports and maintain them in the SWPPP.



**6** Promptly maintain or replace any damaged or ineffective BMPs observed during site inspection




**7** Update the SWPPP and site map to show changes or modifications to BMPs. The site map should reflect current site conditions.



**8** Complete stabilization of all disturbed areas



**9** Submit a completed Notice of Termination (NOT) to ADEQ once final stabilization has been achieved.



**10** Retain all pertinent documents (e.g., SWPPP, inspection reports, revised site map, etc.) associated with the site for at least three years from the date the NOT was submitted to ADEQ.

